

H1 – 2023 Supply Chain Traceability

This report provides traceability information on LDC’s global palm operations, for the first half of 2023. This includes LDC Indonesia refineries, LDCA, LDC India, LDC IVC (Ivory Coast) and LDC packaging business. Mills supplying the LDC Indonesia refineries are considered direct, given our direct sourcing relations with oil palm mills in producing countries. The rest are considered indirect. NDPE IRF profiles of our two Indonesia refineries and one India refinery are disclosed. Lists of trading partners are also included. The data is based on self-declaration information or public dashboards and is gathered bi-annually. Best efforts are made to ensure accuracy.



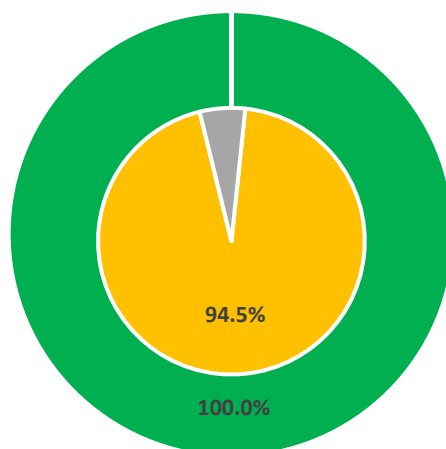
Location of our Indonesia refineries



Location of our India refinery

LDC INDONESIA (LAMPUNG REFINERY)

All of the supplying mills are third party mills in Indonesia. There are 8 supplying mills source from their own operation only, 14 supplying mills source from both own operation & third party and the other 9 supplying mills source from third party only. The supplying mills source 28% from their own operation and 72% from third party.



■ Traceability to Mill (TTM)
 ■ Traceability to Plantation (TTP)

Suppliers	Number of suppliers	Volume percentage
Owned Mills	0	0 %
Third Party Mills	31	97%
Trading Companies	1	3%

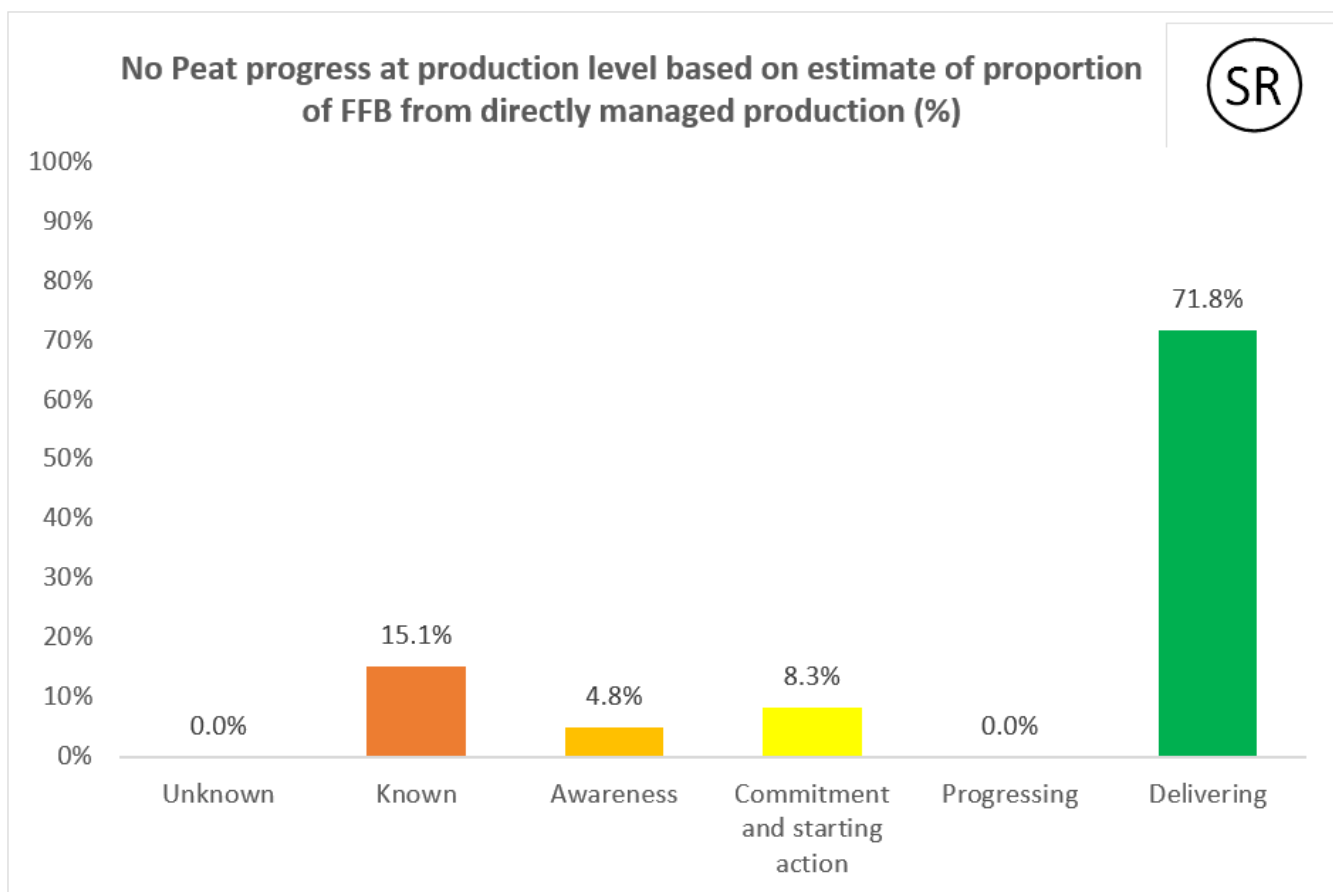
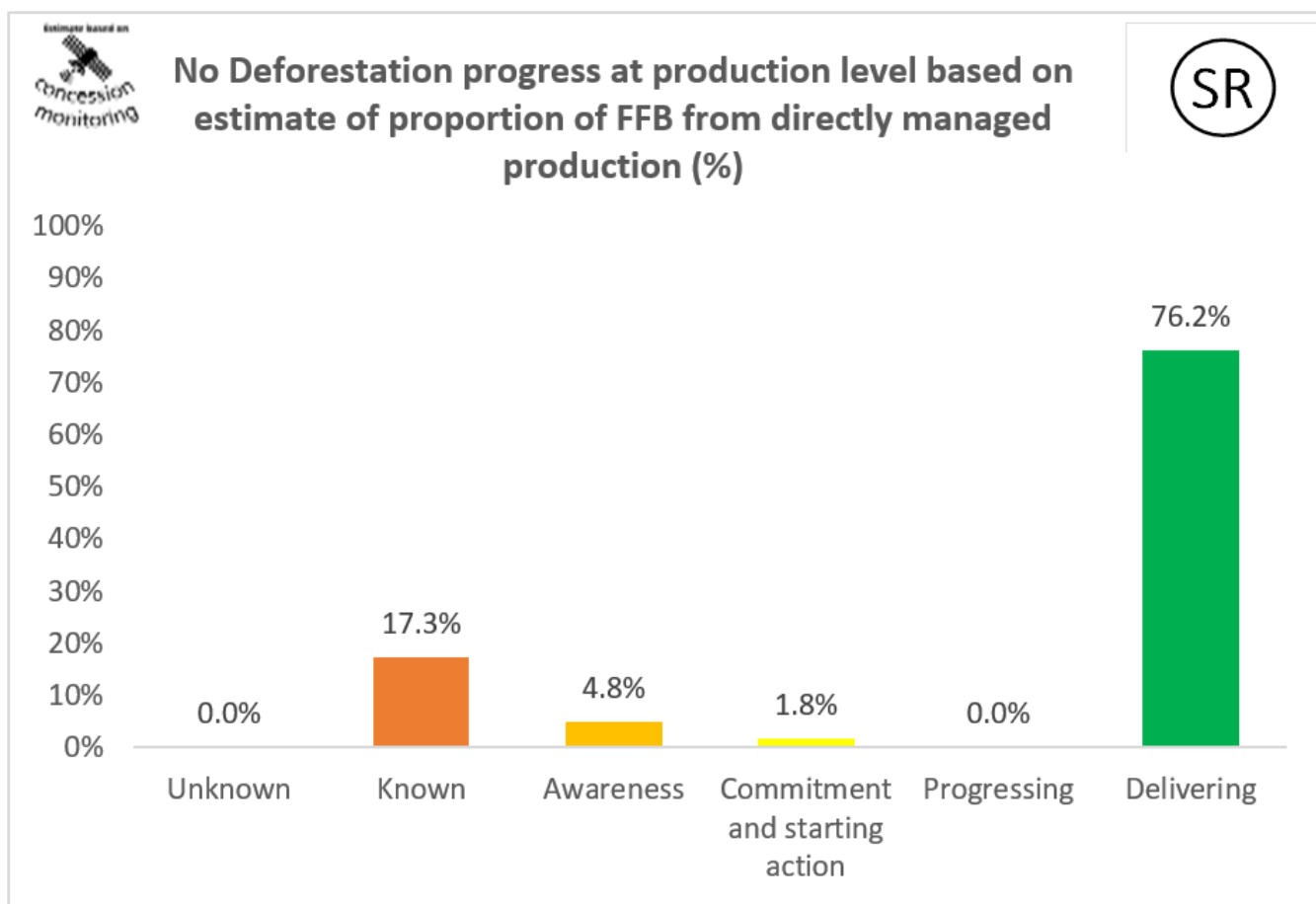
List of Mills

Parent Company Name	Mill Name	Country	Latitude	Longitude	UML
Aek Tarum	Belida	Indonesia	-3.8366	104.9695	PO1000000284
Agrisentra Lestari	Agrisentra Lestari	Indonesia	0.0835	110.0123	NA
Anaktuha Sawit Mandiri	Anak Tuha Sawit Mandiri	Indonesia	-5.0954	105.1868	PO1000006295
Bengkulu Sawit Lestari	Awana Sawit Lestari	Indonesia	-1.7048	119.3093	PO1000010791
Bumi Khatulistiwa Mandiri	Bumi Khatulistiwa Mandiri	Indonesia	-3.2744	105.8136	PO1000011198
Ciptamas Bumiselaras	Ciptamas Bumiselaras	Indonesia	-4.8668	103.5342	PO1000008132
Dendy Marker Indah Lestari	Dendymarker	Indonesia	-2.7950	102.9446	PO1000004127
Eka Jaya Multi Perkasa	Eka Jaya Multi Perkasa	Indonesia	-3.5531	103.3019	PO1000004490
Evans Lestari	Kenanga Mill	Indonesia	-3.2161	103.0528	NA
Garuda Bumi Perkasa	Garuda Bumi Perkasa	Indonesia	-4.0299	105.1588	PO1000004064
Gunung Pelawan Lestari	Tengkalat	Indonesia	-1.6236	105.9885	PO1000006652
Gunung Tua Abadi	Sumber Sawit	Indonesia	-3.8100	105.1700	PO1000003970
Guthrie Pecconina Indonesia	Rantau Panjang Pom, Pt Gpi	Indonesia	-2.9161	103.7508	PO1000000320
Kalirejo Lestari	Kalirejo Lestari	Indonesia	-5.2287	104.9482	PO1000006294
Kridatama Lancar	Sukamandang	Indonesia	-2.0621	112.3153	PO1000000322
Kriya Swarna Pubian	Kriya Swarna Pubian	Indonesia	-5.0637	104.8766	PO1000004055

Parent Company Name	Mill Name	Country	Latitude	Longitude	UML
Lambang Bumi Perkasa	Lambang Bumi Perkasa	Indonesia	-4.7017	105.3728	PO1000008392
Menggala Sawitindo	Menggala Sawitindo	Indonesia	-4.3508	105.2709	PO1000004060
Mitra Aneka Rezeki	Mitra Aneka Rezeki	Indonesia	-2.6583	104.3984	NA
Mitra Ogan	PKS I	Indonesia	-3.8964	104.3545	PO1000004065
Mutiara Bunda Jaya	Permata Bunda	Indonesia	-3.9419	105.1097	PO1000004548
Perkebunan Nusantara VII	Bekri	Indonesia	-5.0739	105.1345	PO1000007477
Sahabat Mewah & Makmur	Jangkang	Indonesia	-2.9969	107.8766	PO1000000531
Selapan Jaya	Selapan Jaya	Indonesia	-3.7076	105.0970	PO1000005580
Sentosa Agri Prima	Sentosa Agri Prima	Indonesia	-3.5584	105.2653	NA
Sepanjang Intisurya Mulia	Mulia	Indonesia	-1.3827	110.4795	PO1000004458
Serasan Sekundang Sawitmas	Serasan Sekundang Sawitmas	Indonesia	-3.8929	104.0956	PO1000007610
Surya Utama Nabati	Surya Utama Nabati	Indonesia	-4.1888	105.2205	PO1000004063
Teguh Sempurna	Pematang	Indonesia	-2.1483	112.2927	PO1000000314
Telaga Hikmah	Telaga Hikmah	Indonesia	-3.5995	105.0604	PO1000004518
Waykanan Sawitindo Mas	Way Kanan Sawitindo Mas	Indonesia	-4.4467	104.4217	PO1000008440

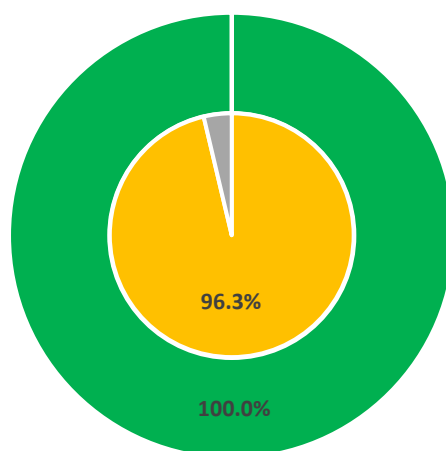
List of Trading Companies

PT Suryatama Kencana Jaya					
Parent Company Name	Mill Name	Country	Latitude	Longitude	UML
Anugrah Djam Sawit Lestari	Anugrah Djam Sawit Lestari	Indonesia	-2.8455	104.2638	NA
Bumi Sawindo Permai	Bumi Sawindo Permai	Indonesia	-3.8517	103.8040	PO1000004868
Gunungsawit Binalestari	Gunungsawit Binalestari	Indonesia	-2.0737	105.3240	PO1000004514
Indralaya Agro Lestari	Indralaya Agro Lestari	Indonesia	-3.0742	104.5885	PO1000008143
Minanga Ogan	Sei Inai	Indonesia	-4.0633	104.1302	PO1000009588
Minanga Ogan	Sei Ogan	Indonesia	-4.0495	104.1982	PO1000004561
Waimusi Agro Indah	Waimusi Agro Indah	Indonesia	-3.6716	105.0679	PO1000008596



LDC EAST INDONESIA (BALIKPAPAN REFINERY)

All of the supplying mills are third party mills in Indonesia. There are 4 supplying mills source from their own operation only and 19 supplying mills source from both own operation & third party. The supplying mills source 76% from their own operation and 24% from third party.



■ Traceability to Mill (TTM) ■ Traceability to Plantation (TTP)

Suppliers	Number of suppliers	Volume percentage
Owned Mills	0	0 %
Third Party Mills	23	99 %
Trading Companies	1	1 %

List of Mills

Parent Company Name	Mill Name	Country	Latitude	Longitude	UML
Agri Eastborneo Kencana	Agri Eastborneo Kencana	Indonesia	0.1341	116.9161	PO1000007528
Agro Inti Kencanamas	Agro Inti Kencanamas	Indonesia	-2.2224	116.3565	PO1000004858
Alamraya Kencana Mas	Alamraya Kencana Mas	Indonesia	-2.4317	115.9881	PO1000004194
Anugerah Energitama	Anugerah Energitama	Indonesia	0.7913	117.2824	PO1000004859
Dwiwira Lestari Jaya	Dwiwira Lestari Jaya	Indonesia	1.6068	118.0444	PO1000008424
Etam Bersama Lestari	Etam Bersama Lestari	Indonesia	1.2238	117.8794	PO1000008346
Hamparan Perkasa Mandiri	Hamparan Perkasa Mandiri	Indonesia	0.7777	116.6078	PO1000008265
Hutan Hijau Mas	Berau	Indonesia	2.2114	117.1658	PO1000004533
Jabontara Eka Karsa	Jabon	Indonesia	1.2431	118.3386	PO1000005793
Niagamas Gemilang	Niagamas Gemilang	Indonesia	-0.5923	116.8225	PO1000008233
Primabahagia Permai	Primabahagia Permai	Indonesia	2.6727	117.7449	NA
REA Kaltim	Cakra Palm Oil Mill	Indonesia	0.2653	116.2664	PO1000000512
REA Kaltim	Perdana Palm Oil Mill	Indonesia	0.2585	116.1499	PO1000000143
Sasana Yudha Bakti	Satria Palm Oil Mill	Indonesia	0.4231	116.1497	PO1000009016
Satu Sembilan Delapan	Satu Sembilan Delapan	Indonesia	2.1425	117.2983	PO1000007603

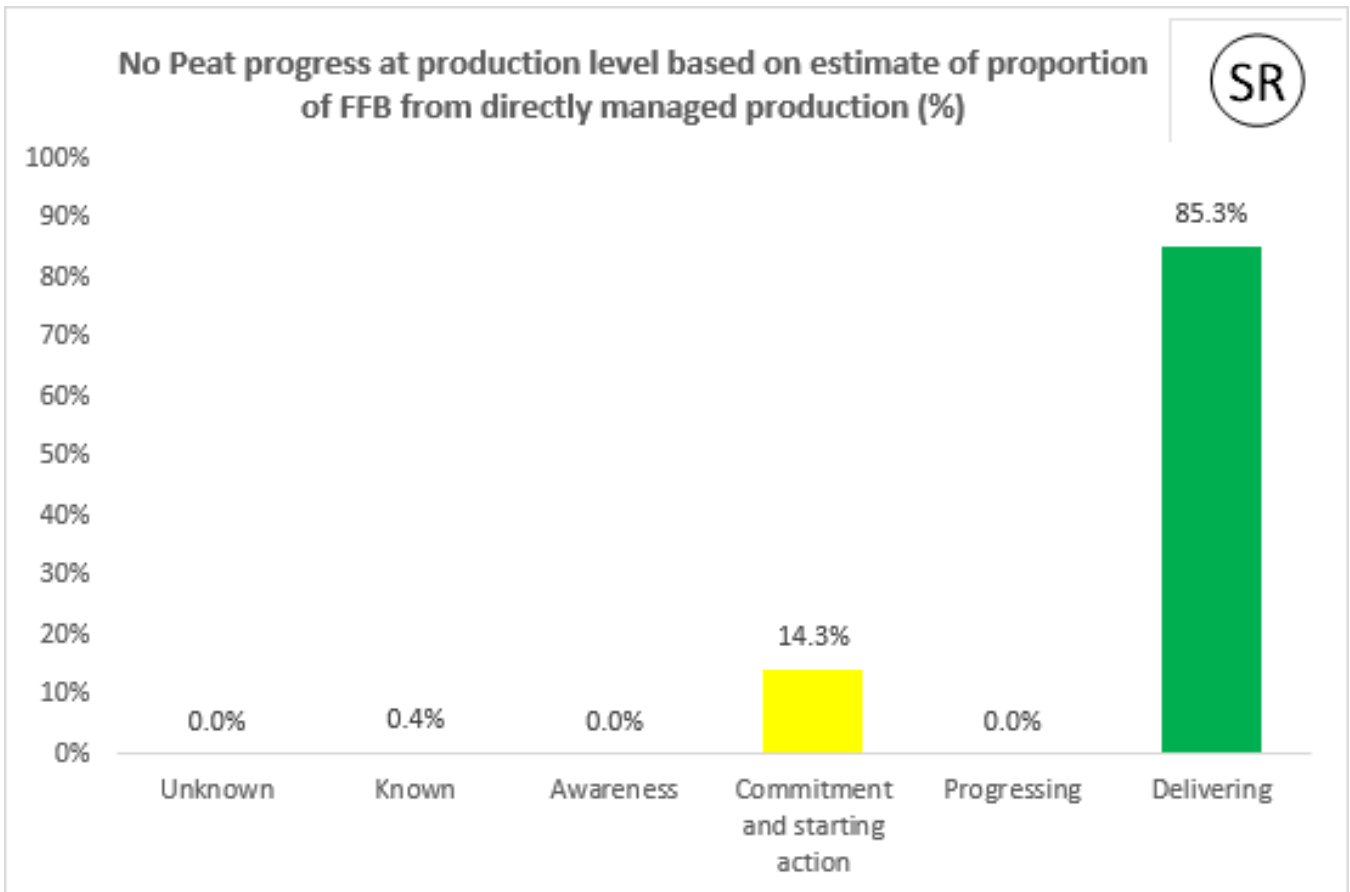
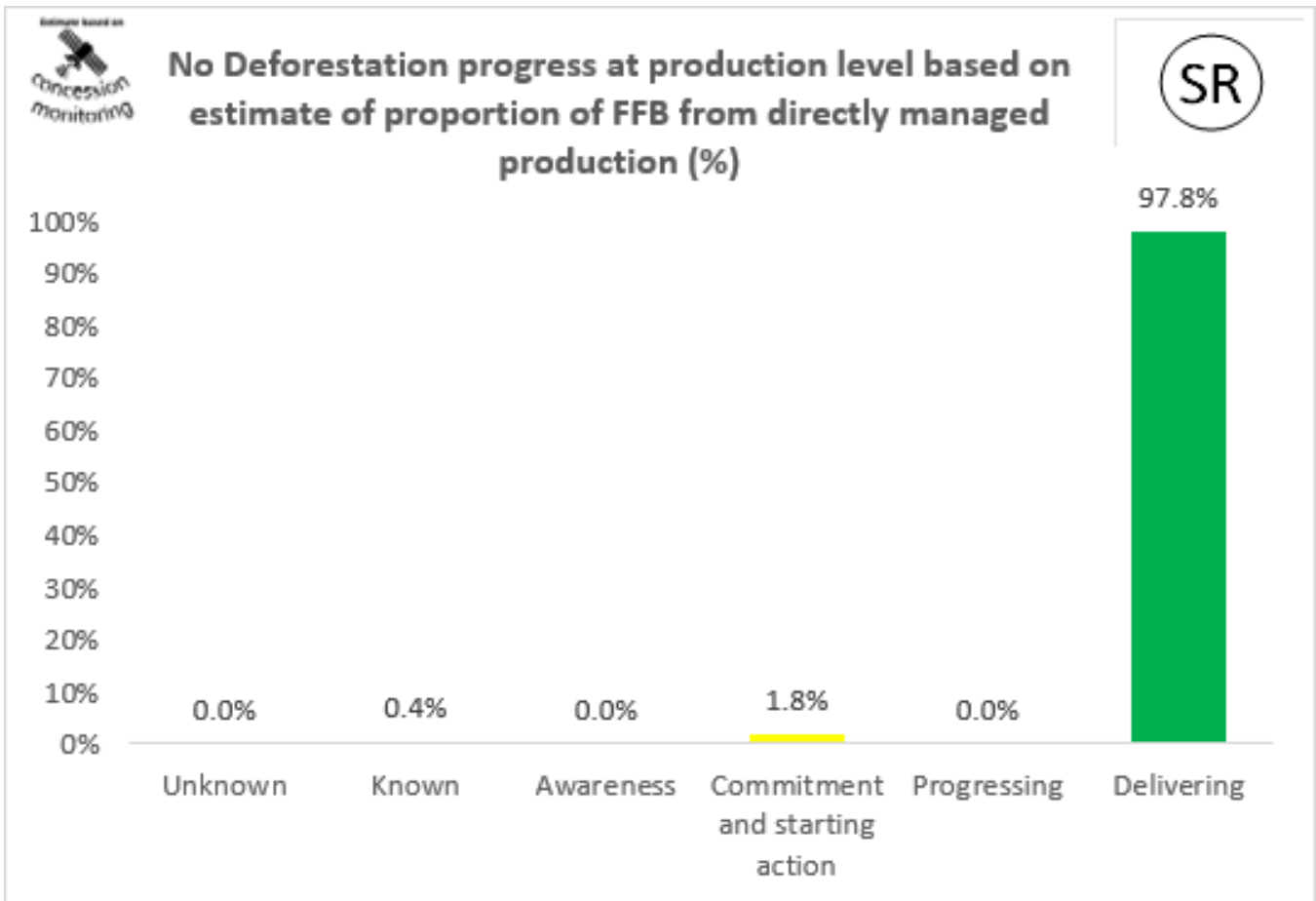
Parent Company Name	Mill Name	Country	Latitude	Longitude	UML
Sawit Kaltim Lestari	Sawit Kaltim Lestari	Indonesia	-0.0659	116.8306	PO1000008128
Sentosa Kalimantan Jaya	Sentosa Kalimantan Jaya	Indonesia	2.3401	118.0618	PO1000008656
Sinar Jaya Agro Investama	Utama Agrindo Mas	Indonesia	-3.9726	122.2755	PO1000015293
Sinergi Agro Industri	Sinergi Agro Industri	Indonesia	0.9039	118.4248	PO1000008577
Tunas Prima Sejahtera	Tunas Prima Sejahtera	Indonesia	0.0569	116.3799	PO1000008563
Nunukan Bara Sukses	Nunukan Bara Sukses	Indonesia	3.9993	116.8187	PO1000014236
Waru Kaltim Plantation	Waru Kaltim Plantation	Indonesia	-1.3296	116.5443	PO1000004453
Yudha Wahana Abadi	Yudha Wahana Abadi	Indonesia	1.4407	117.2127	PO1000006266

List of Trading Companies

PT. Green Global Utama					
Parent Company Name	Mill Name	Country	Latitude	Longitude	UML
Agro Manunggal Selaras	Agro Manunggal Selaras	Indonesia	-0.8767	115.7717	NA

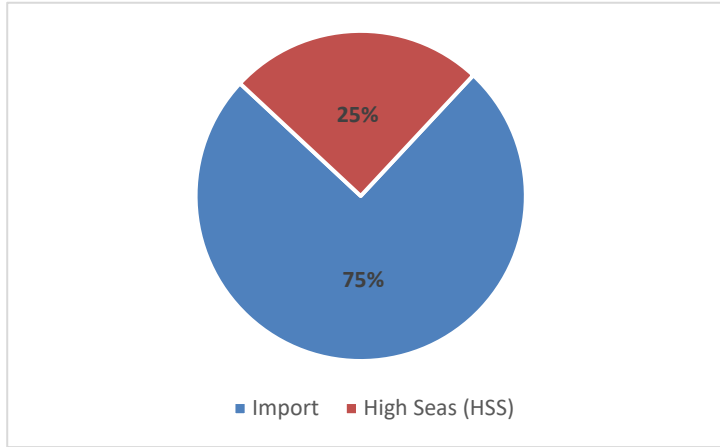
NDPE Implementation Reporting Framework (IRF) Full Year 2022 - Verified by Control Union

Verification code: CU2022LDC

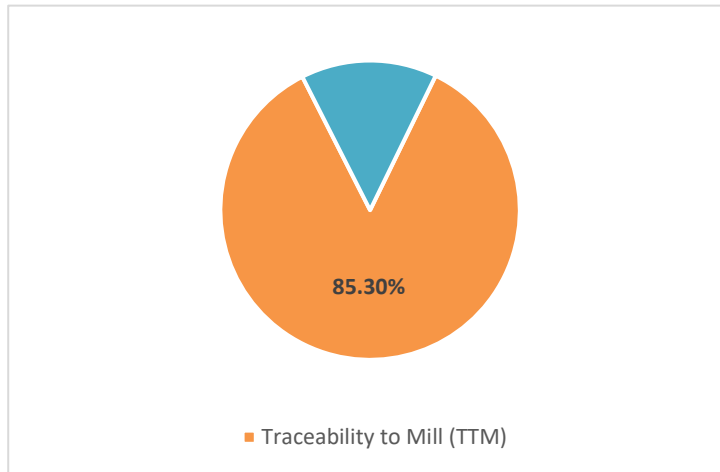


LDC INDIA

LDC India operates an edible oil refinery in India, Importing crude palm oil from Indonesia and Malaysia through trading partners. It supplies refined palm oil products to the domestic market, mainly for the food manufacturing industry and household consumption.



LDC India Volume H1 2023



List of Mills

Parent Company Name	Mill Name	Country	Latitude	Longitude	UML
Abdi Budi Mulia	Abdi Budi Mulia 1	Indonesia	2.0512	100.2523	PO1000004269
Abdi Budi Mulia	Abdi Budi Mulia 2	Indonesia	2.1127	100.2731	PO1000008154
Adei Plantation and Industry	Mandau	Indonesia	1.0819	101.3333	PO1000000411
Adei Plantation and Industry	Nilo 2	Indonesia	0.3525	102.0947	PO1000001418
Adimulia Agrolestari	Adimulya Agro Lestari	Indonesia	-0.1089	101.3867	PO1000004351
Agro Abadi	Agro Abadi	Indonesia	0.346	101.4752	PO1000008215
Agro Wijaya Industri	Agro Wijaya Industri	Indonesia	-1.7614	102.244	PO1000008386
Agro Wiratama	Agrowiratama	Indonesia	0.1989	99.62658	PO1000000092
Andes Agro Investama	Sei Kerandi	Indonesia	-2.3124	110.4282	PO1000008599
Andika Permata Sawit Lestari	Andika Permata Sawit Lestari	Indonesia	1.089	100.776	PO1000005202

Parent Company Name	Mill Name	Country	Latitude	Longitude	UML
Aneka Inti Persada	Teluk Siak	Indonesia	0.5913	101.6588	PO1000000317
Angsana	Angsana	Indonesia	-3.6143	115.6108	PO1000000325
Angso Duo Sawit	Angso Duo Sawit	Indonesia	-1.782	103.4947	PO1000008202
Anugerah Agro Sawit Perkasa	Anugerah Agro Sawit Perkasa	Indonesia	1.8446	100.4444	PO1000008585
Anugerah Tani Makmur	Anugerah Tani Makmur	Indonesia	0.5362	101.6022	PO1000007457
Arya Rama Prakasa	Arya Rama Prakasa	Indonesia	1.2221	100.3841	PO1000008279
Austindo Nusantara Jaya Agri	Austindo Nusantara Jaya Agri Binanga	Indonesia	1.4794	99.9571	PO1000000530
Austindo Nusantara Jaya Agri Siais	Austindo Nusantara Jaya Agri Siais	Indonesia	1.1744	99.1551	PO1000001992
Ayu Sawit Lestari	Paku Juang	Indonesia	-2.4332	110.8175	PO1000001207
Bahana Karya Semesta	Sungai Air Jernih	Indonesia	-2.0865	102.8014	PO1000008429
Bahana Nusa Interindo	Bahana Nusa Interindo	Indonesia	1.6968	100.7018	PO1000004267
Balam Berlian Sawit	Balam Berlian Sawit	Indonesia	1.6775	100.8081	PO1000013778
Bangun Tenera Riau	Bangun Tenera Riau	Indonesia	0.2891	101.4169	PO1000008171
Barumon Agri Sentosa	Aek Sigala Gala	Indonesia	1.62116	100.1024	PO1000001315
Bebunga	Bebunga	Indonesia	-2.3736	116.3297	PO1000000324
Betung	Laguna Mandiri	Indonesia	-2.3791	116.2035	PO1000001380
Bina Fitri Jaya	Bina Fitri Jaya	Indonesia	0.8090	101.2779	PO1000004419
Bina Sawit Nusantara	Bina Sawit Nusantara	Indonesia	0.1656	101.3265	PO1000004860
Bonti Permai Jaya	Bonti Permai Jaya	Indonesia	0.2149	111.5498	PO1000007642
Buana Wiralestari Mas	Naga Sakti	Indonesia	0.7827	101.0495	PO1000001061
Buana Wiralestari Mas	Sekijang	Indonesia	0.8339	101.0442	PO1000001060
Budi Tani Kembang Jaya	Budi Tani Kembang Jaya	Indonesia	0.5427	101.5798	PO1000004204
Bukit Bintang Sawit	Bukit Bintang Sawit	Indonesia	-1.3821	103.4945	PO1000004457
Bumi Mekar Tani	Bumi Mekar Tani	Indonesia	-2.4947	102.8741	PO1000007637
Bumipalma LestariPersada	Bumi Palma	Indonesia	-0.5985	102.9833	PO1000001064
Bungo Limbur	Bungo Limbur	Indonesia	-1.375	101.8918	PO1000008216
Cahaya Inti Sawit	Cahaya Inti Sawit	Indonesia	1.4408	100.2911	PO1000007537
Cakra Alam Sejati	Cakra Alam Sejati	Indonesia	0.1754	102.0514	PO1000008412
Citra Bumi Agro	Citra Bumi Agro	Indonesia	0.9957	100.6169	PO1000004425
Citra Riau Sarana	Teso I	Indonesia	-0.2133	101.4743	PO1000004362
Citra Riau Sarana	Teso II	Indonesia	-0.3225	101.5582	PO1000004374
Citra Riau Sarana	Teso III	Indonesia	-0.2433	101.5836	PO1000004367
Citra Sawit Harum	Citra Sawit Harum	Indonesia	-1.7424	102.0544	PO1000006208
Citrakoprasindo Tani	Citrakoprasindo Tani	Indonesia	-1.2959	103.1436	PO1000004111
Dendy Marker Indah Lestari	Dendymarker	Indonesia	-2.7953	102.9446	PO1000004127
Dian Anggara Persada	Mutiara Sam-Sam Kandis	Indonesia	0.9791	101.0452	PO1000008273

Parent Company Name	Mill Name	Country	Latitude	Longitude	UML
Djaya Globalindo Sentosa	Djaya Globalindo Sentosa	Indonesia	1.6946	101.043	PO1000004266
Dua Semeru Putra Mandiri	Dua Samaru Putra Mandiri	Indonesia	-2.2874	102.6762	PO1000013886
Duta Mentari Raya	Duta Mentari Raya	Indonesia	-0.348	101.3996	PO1000007443
Eka Dura Indonesia	Eka Dura Indonesia	Indonesia	0.8842	100.6116	PO1000004422
Flora Wahana Tirta	Flora Wahana Tirta	Indonesia	0.1347	101.2672	PO1000004154
Ganda Buanindo	Ganda Buanindo	Indonesia	0.0062	101.2375	PO1000008138
Gandaerah Hendana	Gandaerah Hendana	Indonesia	-0.1563	102.2062	PO1000004138
Geng Group	Kencana Agro Persada	Indonesia	0.6056	101.2413	PO1000011194
Genk Agro Mas	Kencana Agro Sejahtera	Indonesia	1.3762	100.3269	PO1000015291
Gruti Lestari Pratama	Gruti Lestari Pratama	Indonesia	0.5137	99.2713	PO1000007541
Guna Agung Semesta	Guna Agung Semesta	Indonesia	0.9886	101.2434	PO1000006328
Guna Setia Pratama	Guna Setia Pratama	Indonesia	0.4286	101.5965	PO1000008224
Guntung Idaman Nusa	Guntung Idaman Nusa 1	Indonesia	0.1616	103.2895	PO1000002356
Guntung Idaman Nusa	Guntung Idaman Nusa 2	Indonesia	0.0534	103.2076	PO1000006505
Gunung Aru	Gunung Aru	Indonesia	-3.4947	116.1666	PO1000000319
Gunung Selamat Lestari	Gunung Selamat Lestari	Indonesia	2.0399	100.0449	PO1000004511
Hindoli	Mukut	Indonesia	-2.4413	104.4194	PO1000003254
Hindoli	Sungai Lilin	Indonesia	-2.6127	104.1282	PO1000000058
Indo Sawit Kekal	River View	Indonesia	-2.5145	110.9147	PO1000002360
Indomakmur Sawit Berjaya	Indomakmur Sawit Berjaya	Indonesia	0.9349	100.3519	PO1000007548
Inecda Plantations	Inecda	Indonesia	-0.4931	102.3675	PO1000004128
Intan Sejati Andalan	Intan Sejati Andalan	Indonesia	1.4326	101.2856	PO1000004259
Inti Guna Nabati	Inti Guna Nabati	Indonesia	-2.4164	102.6806	PO1000004852
Ivo Mas Tunggal	Libo	Indonesia	0.9286	101.2063	PO1000001057
Ivo Mas Tunggal	Sam-Sam	Indonesia	0.9375	101.3002	PO1000001058
Ivo Mas Tunggal	Ujung Tanjung	Indonesia	0.9697	101.2607	PO1000001056
Jatim Jaya Perkasa	Simpang Damar	Indonesia	1.9473	100.7371	PO1000004504
Kalimantan Sanggar Pusaka	Kalimantan Sanggar Pusaka	Indonesia	0.0831	111.1925	PO1000007534
Kampar Alam Mas Inti	Kampar Alam Mas Inti	Indonesia	0.5661	101.1696	PO1000015587
Karya Abadi Sama Sejati	Karya Abadi Sama Sejati	Indonesia	1.4758	100.5988	PO1000008287
Karya Agung Sawita	Karya Agung Sawita	Indonesia	1.0657	99.96313	PO1000004431
Karya Panen Terus	Karya Panen Terus	Indonesia	-0.0125	102.3611	PO1000014953
Kebun Pantai Raja	Kebun Pantai Raja	Indonesia	-0.0574	101.2418	PO1000004341
Kencana Andalan Nusantara	Kencana Andalan Nusantara	Indonesia	1.7836	100.3924	PO1000004487
Kencana Persada Nusantara	Kencana Persada Nusantara	Indonesia	1.1754	100.2327	PO1000004442
Kencana Utama Sejati	Kencana Utama Sejati	Indonesia	1.0689	100.1172	PO1000007569
Kharisma Agro Sejahtera	Kharisma Agro Sejahtera	Indonesia	-0.7523	102.2446	PO1000008231
Kimia Tirta Utama	Kimia Tirta Utama	Indonesia	0.6746	101.7289	PO1000004408

Parent Company Name	Mill Name	Country	Latitude	Longitude	UML
Kresna Duta Agroindo	Jelatang	Indonesia	-2.0722	102.4858	PO1000001344
Kresna Duta Agroindo	Langling	Indonesia	-2.1008	102.3744	PO1000001345
Kresna Duta Agroindo	Pelakar	Indonesia	-2.1852	102.6422	PO1000004089
Kula Palm Oil Ltd - Higaturu Oil Palms	Sangara	Papua New Guinea	-8.7433	148.1987	PO1000006356
Lahan Tani Sakti	Alur Dumai	Indonesia	1.5611	100.5416	PO1000000326
Langgak Inti Lestari	Langgak Inti Lestari	Indonesia	0.6349	100.5917	PO1000007567
Libo Sawit Perkasa	Libo Sawit Perkasa	Indonesia	0.9562	101.1405	PO1000004239
Mahato Inti Sawit	Mahato Inti Sawit	Indonesia	1.3736	100.2991	PO1000011910
Maju Aneka Sawit	Maju Aneka Sawit	Indonesia	-2.4781	112.6476	PO1000000170
Makmur Andalan Sawit	Makmur Andalan Sawit	Indonesia	0.0691	102.1246	PO1000004345
Makmur Palma Lestari	Makmur Palma Lestari	Indonesia	0.6704	100.8565	NA
Mandah Factory	Bhumireksa Nusasejati	Indonesia	0.11597	103.5491	PO1000001381
Mandiri Sawit Bersama	Aek Tinga	Indonesia	1.0736	99.9951	PO1000004246
Meganusa Intisawit	Indra Sakti	Indonesia	-0.5692	102.3058	PO1000001065
Meridan Sejatisurya Plantation	Meridan Sejati Surya Plantation	Indonesia	0.5380	101.7298	PO1000002637
Merlung Inti Lestari	Merlung Inti Lestari	Indonesia	-1.3286	103.2737	PO1000011556
Meskom Agro Sarimas	Meskom Agro Sarimas	Indonesia	1.5487	102.0884	PO1000004470
Mitra Bumi	Mitra Bumi	Indonesia	0.4537	101.0556	PO1000004327
Mitrasari Prima	Mitrasari Prima	Indonesia	0.1363	101.7052	PO1000007464
Multi Agro Sentosa	Multi Agro Sentosa	Indonesia	0.7708	100.8852	PO1000004418
Multi Guna Lestari Abadi	Multi Guna Lestari Abadi	Indonesia	-0.9596	102.7487	PO1000008226
Multi Palma Sejahtera	Si Kijang	Indonesia	0.4143	101.6667	PO1000004172
Multi Persada Gatra Megah	Multi Persada Gatra Megah	Indonesia	-0.7708	114.7412	PO1000007396
Multiagro Sumatera Jaya	Multiagro Sumatera Jaya	Indonesia	1.0789	100.0558	PO1000008398
Muriniwood Indah Industry	Murini Wood Indah Industri	Indonesia	1.3937	101.3052	PO1000004257
Musim Mas Holdings Pte Ltd	Batang Kulim	Indonesia	0.0770	102.0308	PO1000000054
Musim Mas Holdings Pte Ltd	Globalindo Alam Perkasa Palm Oil Mill	Indonesia	-2.6679	112.7721	PO1000010713
Musim Mas Holdings Pte Ltd	Pangkalan Lesung	Indonesia	-0.05	102.075	PO1000000355
Musim Mas Holdings Pte Ltd	PT. Lestari Abadi Perkasa	Indonesia	-1.7241	110.6734	PO1000012448
Mustika	Sajang Heulang	Indonesia	-3.4886	115.7386	PO1000000829
Mustika Agro Sari	Mustika Agro Sari	Indonesia	-0.1133	101.2933	PO1000008400
Mustika Agung Sarana Sejahtera	Mustika Agung Sarana Sejahtera	Indonesia	1.75	100.9333	PO1000007661
Mustika Agung Sawit Gemilang	Mustika Agung Sawit Gemilang	Indonesia	-0.5252	101.9933	PO1000011182
Mustika Agung Sawit Sejahtera	Mustika Agung Sawit Sejahtera	Indonesia	1.2242	101.2424	PO1000004255

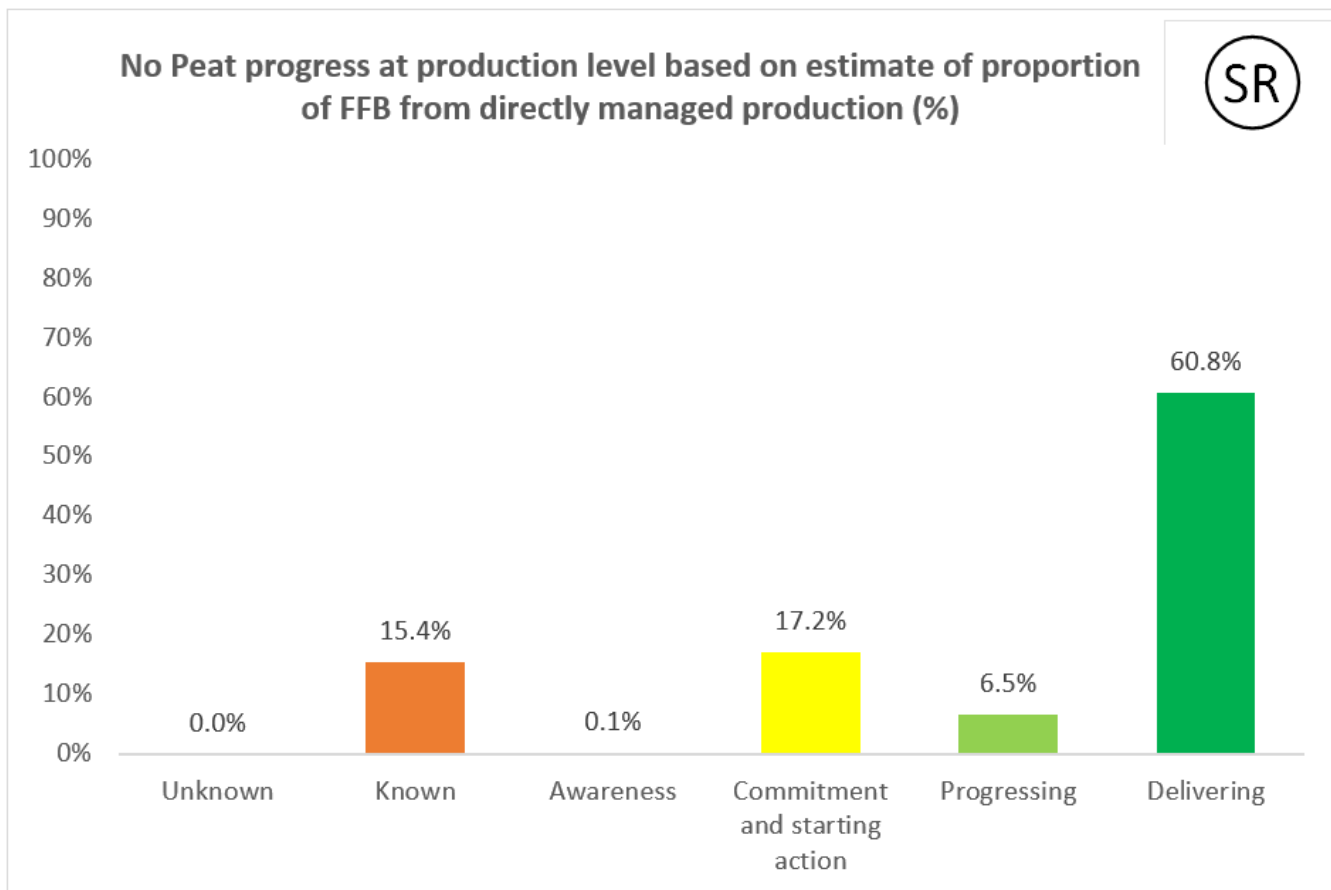
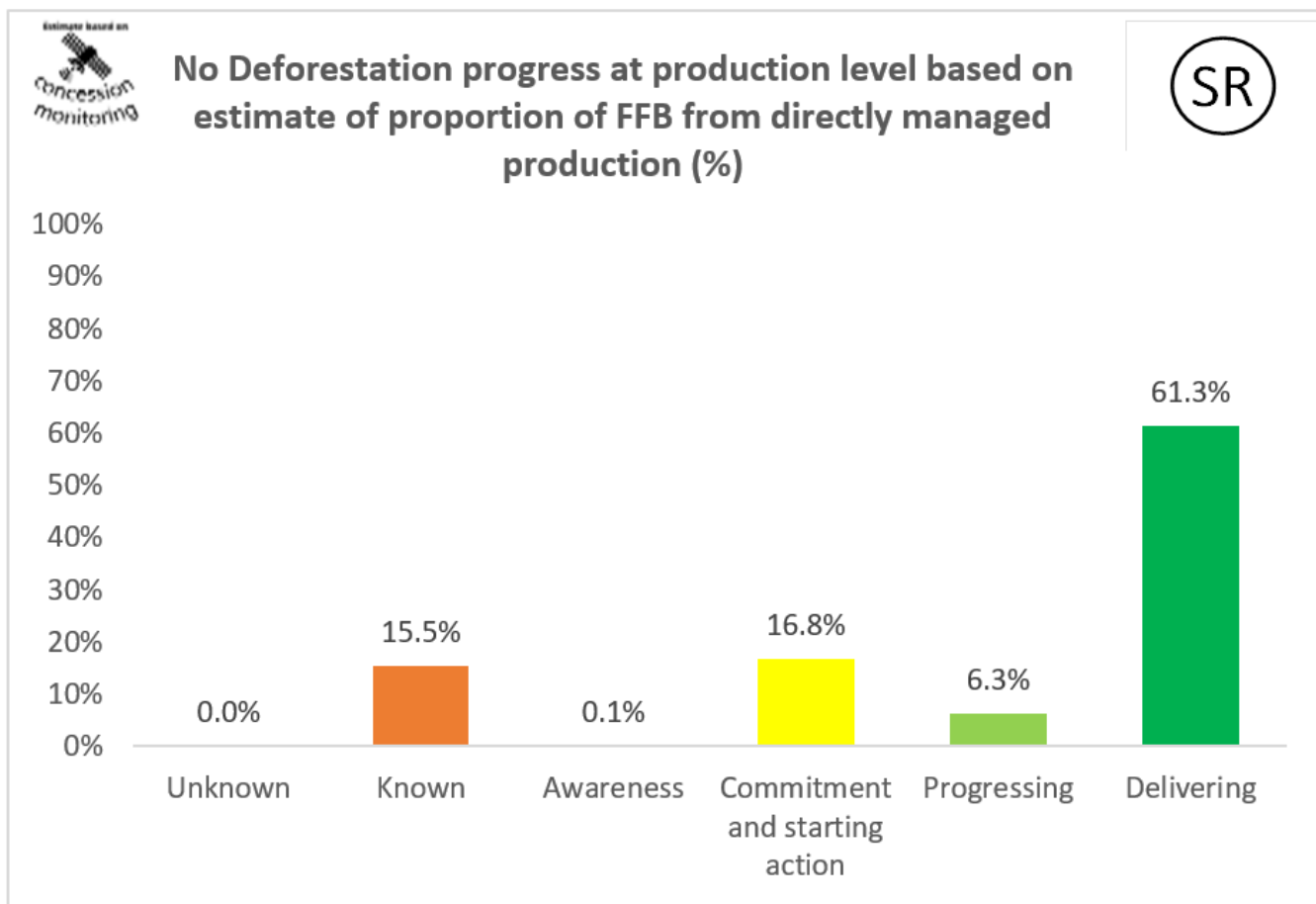
Parent Company Name	Mill Name	Country	Latitude	Longitude	UML
Mutiara Unggul Lestari	Mutiara Unggul Lestari	Indonesia	0.8558	101.3026	PO1000004421
Nagamas Agro Mulia	Nagamas Agro Mulya	Indonesia	1.3011	100.3977	PO1000004449
Nagamas Agro Mulia	Talikumain	Indonesia	1.0779	100.2612	PO1000004435
New Britain Palm Oil	Numundo	Papua New Guinea	-5.5237	150.0344	PO1000007478
Nikmat Halona Reksa	Seberida	Indonesia	-0.7347	102.5248	PO1000005106
Nirmala Abdi Damai	Sei Akar	Indonesia	-0.7929	102.5963	PO1000004117
Padasa Enam Utama	Kalianta 1	Indonesia	0.4581	100.8023	PO1000004385
Padasa Enam Utama	Kalianta 2	Indonesia	0.529	100.7769	PO1000004195
Padasa Enam Utama	Koto Kampar	Indonesia	0.3964	100.6131	PO1000004168
Palmaris Raya	Palmaris Raya	Indonesia	0.4447	99.2605	PO1000012622
Paluta Inti Sawit	Paluta Inti Sawit	Indonesia	1.5543	99.8356	PO1000007540
Pancasurya Agrindo	Tambusai	Indonesia	1.1571	100.5083	PO1000006268
Pangkalan Baru Indah	Pangkalan Baru Indah	Indonesia	0.4236	101.5891	PO1000004383
Pangkatan Indonesia	Pangkatan	Indonesia	2.1030	99.94766	PO1000000283
Pematang	Pematang	Indonesia	-2.1483	112.2927	PO1000000314
Peputra Masterindo	Peputra Masterindo	Indonesia	0.5898	100.9914	PO1000004400
Peputra Supra Jaya	Peputra Supra Jaya	Indonesia	0.1583	101.7816	PO1000008421
Perdana Intisawit Perkasa	Perdana Inti Sawit Perkasa 2	Indonesia	1.1673	100.7047	PO1000007630
Perkebunan Nusantara III	Aek Raso	Indonesia	1.70388	100.1722	PO1000001566
Perkebunan Nusantara III	Aek Torop	Indonesia	1.79278	100.1558	PO1000001565
Perkebunan Nusantara III	Sei Daun	Indonesia	1.6758	100.3232	PO1000004477
Perkebunan Nusantara III	Sei Meranti	Indonesia	1.6433	100.4176	PO1000004927
Perkebunan Nusantara IV	Adolina	Indonesia	3.5685	98.9480	PO1000004497
Perkebunan Nusantara IV	Air Batu	Indonesia	2.8597	99.6383	PO1000004280
Perkebunan Nusantara IV	Ajamu-I	Indonesia	2.4571	100.1606	PO1000004202
Perkebunan Nusantara IV	Bah Jambi	Indonesia	2.9863	99.2202	PO1000004181
Perkebunan Nusantara IV	Berangir	Indonesia	2.22472	99.7602	PO1000004134
Perkebunan Nusantara IV	Dolok Ilir	Indonesia	3.1204	99.1597	PO1000002539
Perkebunan Nusantara IV	Dolok Sinumbah	Indonesia	3.1129	99.3273	PO1000005868
Perkebunan Nusantara IV	Gunung Bayu	Indonesia	3.1440	99.3734	PO1000003210
Perkebunan Nusantara IV	Mayang	Indonesia	3.0332	99.3334	PO1000004281
Perkebunan Nusantara IV	Pabatu	Indonesia	3.2861	99.1091	PO1000002520
Perkebunan Nusantara IV	Pasir Mandoge	Indonesia	2.7679	99.3169	PO1000004277
Perkebunan Nusantara IV	Pulau Raja	Indonesia	2.7019	99.6239	PO1000002335
Perkebunan Nusantara IV	Sosa	Indonesia	1.0489	100.0122	PO1000004428
Perkebunan Nusantara IV	Sungai Langkat	Indonesia	3.7003	98.292	PO1000004524
Perkebunan Nusantara IV	Timur	Indonesia	0.3671	99.3076	PO1000004331
Perkebunan Nusantara IV	Tinjowan	Indonesia	3.08	99.5127	PO1000004208

Parent Company Name	Mill Name	Country	Latitude	Longitude	UML
Perkebunan Nusantara V	Lubuk Dalam	Indonesia	0.6299	101.7795	PO1000004219
Perkebunan Nusantara V	Sei Buatan	Indonesia	0.6539	101.8648	PO1000004225
Perkebunan Nusantara V	Sei Garo	Indonesia	0.6441	101.1097	PO1000007605
Perkebunan Nusantara V	Sei Intan	Indonesia	0.7838	100.6116	PO1000006147
Perkebunan Nusantara V	Sei Rokan	Indonesia	0.7257	100.5789	PO1000005128
Perkebunan Nusantara V	Sei Tapung	Indonesia	0.5989	100.6189	PO1000008074
Perkebunan Nusantara V	Sungai Galuh	Indonesia	0.5469	101.2291	PO1000007604
Perkebunan Nusantara V	Sungai Pagar	Indonesia	0.3265	101.3525	PO1000006159
Perkebunan Nusantara V	Tanah Putih	Indonesia	1.74	100.51	PO1000004268
Perkebunan Nusantara V	Tandun	Indonesia	0.5991	100.6928	PO1000004402
Perkebunan Nusantara V	Tanjung Medang	Indonesia	1.5845	100.589	PO1000008529
Perkebunan Nusantara V	Terantam	Indonesia	0.5788	100.7508	PO1000004206
Persada Agro Sawita	Persada Agro Sawita	Indonesia	-0.4112	102.3595	PO1000006176
Persada Alam Jaya	Persada Alam Jaya	Indonesia	-1.0438	102.8872	PO1000008618
Persada Harapan Kahuripan	Rengas	Indonesia	-1.5953	102.7225	PO1000008397
Persada Nusa Nabati Indonesia	Persada Nusa Nabati Indonesia	Indonesia	0.6485	101.4856	PO1000006153
Pondok Labu	Pondok Labu	Indonesia	-2.4813	116.5125	PO1000000327
Produk Sawitindo Jambi	Pelabuhan Dagang	Indonesia	-1.1391	103.0736	PO1000004439
PT. Menara Sentra Rejeki (Msr)	PT. Menara Sentra Rejeki (Msr)	Indonesia	-2.0019	103.6834	PO1000015296
Ramajaya Pramukti	Ramarama	Indonesia	0.5334	101.0763	PO1000001062
Rantau Factory	Rantau	Indonesia	-2.4391	116.1141	PO1000000323
Riau Kampar Sahabat Sejati	Sukaramai	Indonesia	0.6588	100.8966	PO1000006152
Rimba Mujur Mahkota	Sikarakara	Indonesia	0.672	99.092	PO1000001960
Rohul Sawit Industri	Sukadamai	Indonesia	0.6832	100.5292	PO1000004410
Sanling Sawit Sejatera	Sanling Sawit Sejatera	Indonesia	-0.3791	102.1636	PO1000012845
Sarana Esa Cita	Sarana Esa Cita	Indonesia	1.3582	109.3836	PO1000007673
Sari Lembah Subur	Sari Lembah Subur 1	Indonesia	-0.051	102.252	PO1000004935
Sari Lembah Subur	Sari Lembah Subur 2	Indonesia	-0.002	102.1964	PO1000007596
Satya Kisma Usaha	Sungai Bengkal	Indonesia	-1.5905	102.61	PO1000001722
Sawit Asahan Indah	Sawit Asahan Indah	Indonesia	0.7613	100.5191	PO1000004417
Sawit Inti Raya	Sawit Inti Raya	Indonesia	-0.4557	102.1689	PO1000012844
Sawit Jaya Mandiri Lestari	Sawit Jaya Mandiri Lestari	Indonesia	-0.4428	102.2563	PO1000011911
Sawit Makmur Perkasa	Sawit Makmur Perkasa	Indonesia	-0.7118	101.3251	PO1000015871
Sawit Mas Makmur	Sawit Mas Makmur	Indonesia	3.3525	99.2378	NA
Sawit Riau Makmur	Teluk Mega	Indonesia	1.5337	100.9928	PO1000004263
Sebanga Multi Sawit	Sebanga Multi Sawit	Indonesia	1.2559	101.2886	PO1000007595
Sekunzir	Sekunzir	Indonesia	-2.4447	112.0066	PO1000000321

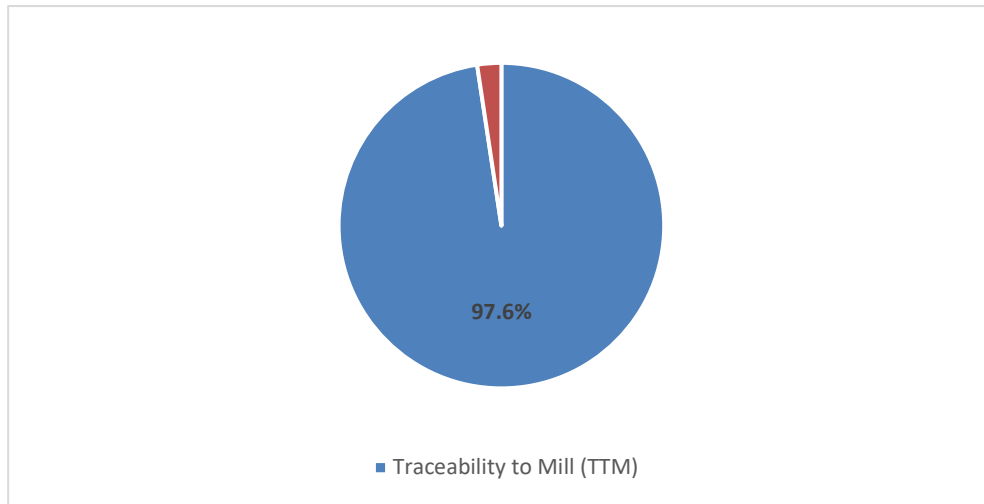
Parent Company Name	Mill Name	Country	Latitude	Longitude	UML
Selabak	Selabak	Indonesia	-2.5072	116.2063	PO1000000328
Semunai Sawit Perkasa	Pangkalan Libut	Indonesia	1.0588	101.2703	NA
Semunai Sawit Perkasa	Semunai Sawit Perkasa	Indonesia	1.1635	101.2782	PO1000008278
Sewangi Sejati Luhur	Prima Sauhur Lestari Pom	Indonesia	0.7143	100.9283	PO1000004411
Simpang Kanan Lestarindo	Simpang Kanan Lestarindo	Indonesia	1.8514	100.2955	PO1000004495
Sinar Agro Raya	Sinar Agro Raya	Indonesia	0.4199	101.7563	PO1000007437
Sinar Dinamika Kapuas	Sinar Dinamika Kapuas	Indonesia	-0.3091	111.5967	PO1000004136
Sinar Utama Nabati	Sinar Utama Nabati	Indonesia	-0.3919	101.4171	PO1000010074
Sinarlika Portibijaya Plantation	Portibi	Indonesia	1.4282	99.7237	PO1000004462
Sindora Seraya	Sindora Seraya	Indonesia	1.8913	100.9526	PO1000011478
Siringo-Ringo	Siringo Ringo	Indonesia	2.1	99.77	PO1000001529
Sontang Sawit Permai	Sontang Sawit Permai	Indonesia	1.1255	100.8494	PO1000008277
Subur Arum Makmur	Subur Arum Makmur I	Indonesia	0.8193	100.8875	PO1000004231
Subur Arum Makmur	Subur Arum Makmur li	Indonesia	0.9783	100.7826	PO1000007052
Sukajadi Sawit Mekar	Sukajadi Sawit Mekar 1	Indonesia	-2.3811	112.5397	PO1000000106
Sukajadi Sawit Mekar	Sukajadi Sawit Mekar 2	Indonesia	-2.3702	112.6026	PO1000000134
Sukamandang	Sukamandang	Indonesia	-2.0621	112.3153	PO1000000322
Sumatera Makmur Lestari	Sumatera Makmur Lestari*	Indonesia	-0.662	102.345	PO1000006184
Sumber Alam Makmur Sentosa	Muara Dilam	Indonesia	0.9594	100.7237	PO1000004424
Sungai Bahar Pasifik Utama	Sungai Bahar Pasifik Utama	Indonesia	-1.5362	103.6305	PO1000004468
Sungai Pinang	Sungai Pinang	Indonesia	-2.9857	103.4062	PO1000000316
Surya Agrolika Reksa	Surya Agrolika Reksa	Indonesia	-0.1369	101.3908	PO1000004358
Surya Agrolika Reksa	Surya Agrolika Reksa 2	Indonesia	-0.2056	101.3189	PO1000007629
Surya Bratasena Plantation	Sei Nilo	Indonesia	0.1510	101.9755	PO1000004159
Surya Gemilang Agro Mandiri	Surya Gemilang Agro Mandiri	Indonesia	-1.2712	103.8144	PO1000007469
Surya Intisari Raya	Surya Intisari Raya	Indonesia	0.6295	101.5685	PO1000004216
Surya Sumber Sawit Abadi	Surya Sumber Sawit Abadi	Indonesia	-1.4711	102.6209	PO1000010015
Surya Utama Agrolestari	Surya Utama Agrolestari	Indonesia	-1.805	103.4305	PO1000006212
Swakarsa Sawit Raya	Swakarsa Sawit Raya	Indonesia	-0.4891	102.4798	PO1000004130
Swastisiddhi Amagra	Binabaru	Indonesia	0.2089	101.2768	PO1000004360
Talang Jerinjing Sawit	Talang Jerinjing Palm	Indonesia	-0.4631	102.4672	PO1000006181
Tamora Agro Lestari	Tamora Agro Lestari	Indonesia	-0.5304	101.4171	PO1000004395
Tari Agro Nabati	Tari Agro Nabati	Indonesia	2.3969	99.6952	PO1000015872
Tasik Raja	Tasik Raja	Indonesia	1.6696	100.1615	PO1000004476
Tasma Puja	Batang Cenaku	Indonesia	-0.8146	102.19	PO1000007641
Tasma Puja	Sei Kuamang	Indonesia	0.2751	101.2193	PO1000004370
Teluk Bakau	Teluk Bakau	Indonesia	0.2565	103.5888	PO1000000318
Tian Tujuh puluh Utama	Balai Jaya	Indonesia	1.684	100.5336	PO1000011180

Parent Company Name	Mill Name	Country	Latitude	Longitude	UML
Tolan Tiga Indonesia	Perlabian	Indonesia	2.0613	100.0812	PO1000000099
Tunggal Mitra Plantations	Manggala	Indonesia	1.5205	100.7319	PO1000000330
Tunggal Perkasa Plantations	Tunggal Perkasa Plantations	Indonesia	-0.3051	102.2731	PO1000004372
Umbul Mas Wisesa	Umbul Mas Wisesa	Indonesia	2.2108	100.2716	PO1000001670
Unggul Lestari	Unggul Lestari	Indonesia	-1.5958	112.5988	PO1000000286
Unknown	Anderson Unedo	Indonesia	0.6645	101.0823	PO1000014590
Unknown	Karya Samo Mas	Indonesia	0.7927	100.4729	PO1000014623
Unknown	Kharisma Wirajaya Palma	Indonesia	0.8261	100.9162	PO1000010794
Unknown	Riau Anugerah Sentosa	Indonesia	1.0828	100.8176	PO1000014625
Unknown	Sianipar Integritas Agrindo	Indonesia	1.5385	100.4348	PO1000014624
Wanasari Nusantara	Wanasari Nusantara	Indonesia	-0.287	101.4718	PO1000006376

Verification code: CU2022LDC



LDCA (THIRD PARTY TRADED VOLUME)



List of Mills:

Parent Company Name	Mill Name	Country	Latitude	Longitude	UML
Abdi Budi Mulia	Abdi Budi Mulia 1	Indonesia	2.0512	100.2523	PO1000004269
Abdi Budi Mulia	Abdi Budi Mulia 2	Indonesia	2.1127	100.2731	PO1000008154
Abedon Oil Mill Sdn. Bhd	Abedom Pom	Malaysia	5.3117	117.9739	PO1000003828
Ace Oil Mill Sdn Bhd	Ace Oil Mill	Malaysia	2.9119	102.7798	PO1000003712
Aceites Y Derivados S.A.	Aceites Y Derivados S.A. (Aceydesa)	Honduras	15.8244	-85.8965	PO1000002459
Achi Jaya Plantations Sdn Bhd	Johor Labis	Malaysia	2.2514	103.0513	PO1000003713
Adei Plantation and Industry	Mandau	Indonesia	1.0819	101.3333	PO1000000411
Adei Plantation and Industry	Nilo 1	Indonesia	0.3480	101.9716	PO1000001417
Adei Plantation and Industry	Nilo 2	Indonesia	0.3525	102.0947	PO1000001418
Adei Plantation and Industry	Nilo 2	Indonesia	0.3525	102.0947	PO1000001418
Adimulia Agrolestari	Adimulya Agro Lestari	Indonesia	-0.1089	101.3867	PO1000004351
Adimulia Palmo Lestari	Adimulia Palmo Lestari	Indonesia	-1.7068	102.7824	PO1000010257
Aditya Agroindo	Simpang Hulu Barat	Indonesia	-0.4393	110.2347	PO1000010073
Aek Tarum	Belida	Indonesia	-3.8366	104.9695	PO1000000284
Agri Bumi Sentosa	Agri Bumi Sentosa	Indonesia	-2.9628	114.7113	PO1000008156
Agricola Tornabe Sa De Cv (Agrotor)	Agricola Tornabe Sa De Cv (Agrotor)	Honduras	15.7321	-87.58903	PO1000003117
Agro Abadi	Agro Abadi	Indonesia	0.3462	101.4752	PO1000008215
Agro Bukit	Sungai Binti	Indonesia	-2.5622	112.7680	PO1000003333
Agro Indomas	Bumi Jaya	Indonesia	-1.0148	116.6895	PO1000006188
Agro Indomas	Sungai Purun	Indonesia	-2.5242	112.4168	PO1000002676
Agro Indomas	Terawan	Indonesia	-2.5599	112.3736	PO1000002677
Agro Lestari Mandiri	Pekawai	Indonesia	-1.5212	110.4589	PO1000001637
Agro Sejahtera Manunggal	Pembangunan Raya	Indonesia	-2.5462	110.3849	PO1000004866

Parent Company Name	Mill Name	Country	Latitude	Longitude	UML
Agro Sinergi Nusantara	Batee Puteh	Indonesia	4.4535	95.9273	PO1000011159
Agro Wana Lestari	Bukit Santuai	Indonesia	-1.8625	112.3958	PO1000003927
Agro Wijaya Industri	Agro Wijaya Industri	Indonesia	-1.7614	102.244	PO1000008386
Agro Wiratama	Agrowiratama	Indonesia	0.1989	99.6265	PO1000000092
Agroindustrial Palma Real S.A. De C.V.	Agroindustrial Palma Real S.A. De C.V. (Agropalma)	Honduras	15.8488	-85.8755	PO1000004004
Agropalma	Agropalma	Brazil	-2.5427	-48.7053	PO1000000408
Agropecuaria Nuevo San Carlos S.A.	Palmas Del Machaquila	Guatemala	16.149	-89.9423	PO1000008568
Agropecuaria Santa Maria S.A.	Aceites Cimarrones Sas	Colombia	10.5701	-74.2087	PO1000003979
Agropecuaria Santa Maria S.A. San Martin	Agropecuaria Santa Maria S.A. (San Martin)	Colombia	3.5158	-73.5583	PO1000003981
Alam Permai Makmur Raya	Alam Permai Makmur Raya	Indonesia	-1.0989	116.6136	PO1000010056
Alambumi Palm Oil Mill Sdn Bhd	Alambumi	Malaysia	3.5854	113.6706	PO1000003714
Alianza Del Humea S.A.S.	Alianza Del Humea S.A.S.	Colombia	4.2697	-72.9811	PO1000006178
Alianza Oriental S.A.	Alianza Oriental S.A.	Colombia	3.995	-73.5807	PO1000003992
Alno Agro Utama	Sumido	Indonesia	-3.1327	101.8766	PO1000004215
Andes Agro Investama	Sei Kerandi	Indonesia	-2.3124	110.4282	PO1000008599
Andika Permata Sawit Lestari	Andika Permata Sawit Lestari	Indonesia	1.089	100.776	PO1000005202
Aneka Inti Persada	Teluk Siak	Indonesia	0.5913	101.6588	PO1000000317
Angso Duo Sawit	Angso Duo Sawit	Indonesia	-1.7826	103.4947	PO1000008202
Anson Oil Industries Sdn Bhd	Anson Oil Industries	Malaysia	3.9555	101.199	PO1000006192
Anugerah Agro Sawit Perkasa	Anugerah Agro Sawit Perkasa	Indonesia	1.8446	100.4444	PO1000008585
Anugerah Energitama	Anugerah Energitama	Indonesia	0.7913	117.2824	PO1000004859
Anugerah Langkat Makmur	Anugerah Langkat Makmur	Indonesia	4.013	98.1943	PO1000004557
Anugerah Pelangi Sukses	Anugerah Pelangi Sukses	Indonesia	-4.5632	103.1132	PO1000004575
Anugerah Tani Makmur	Anugerah Tani Makmur	Indonesia	0.5362	101.602	PO1000007457
Arah Bersama Sdn Bhd	Kuala Suai	Malaysia	3.6765	113.4644	PO1000003935
Arah Kawasan Sdn Bhd	Arah Kawasan	Malaysia	5.2787	100.6860	PO1000003715
Archipelago Timur Abadi	Archipelago	Indonesia	-1.1395	113.9864	PO1000008389
Arrtu Plantation	Kelampai	Indonesia	-1.9348	110.4941	PO1000007658
Arya Rama Prakasa	Arya Rama Prakasa	Indonesia	1.2221	100.3841	PO1000008279
Astana Endah	Astana Endah	Malaysia	4.1900	100.8137	PO1000011918
Astra Agro Lestari	Astra Agro Lestari 1	Indonesia	-1.9905	115.5092	PO1000004509
Atlantica Sdn Bhd	Atlantica	Malaysia	5.7121	117.6866	PO1000003914
Aumkar Plantations Sdn Bhd	Aumkar	Malaysia	4.7474	117.8688	PO1000003845

Parent Company Name	Mill Name	Country	Latitude	Longitude	UML
Austindo Nusantara Jaya Agri	Austindo Nusantara Jaya Agri Binanga	Indonesia	1.4794	99.9571	PO1000000530
Austindo Nusantara Jaya Agri Siais	Austindo Nusantara Jaya Agri Siais	Indonesia	1.1744	99.1551	PO1000001992
Ayu Sawit Lestari	Paku Juang	Indonesia	-2.4332	110.8175	PO1000001207
Bahana Karya Semesta	Sungai Air Jernih	Indonesia	-2.0865	102.8014	PO1000008429
Bahana Nusa Interindo	Bahana Nusa Interindo	Indonesia	1.6968	100.7018	PO1000004267
Bahari Gembira Ria	Ladang Panjang	Indonesia	-1.7916	103.7913	PO1000000315
Bakrie Sumatera Plantations	Unit Kisaran	Indonesia	3.04075	99.5814	PO1000000184
Balam Berlian Sawit	Balam Berlian Sawit	Indonesia	1.6775	100.8081	PO1000013778
Balam Sawit Sejahtera	Balam Sawit Sejahtera	Indonesia	1.6974	100.6846	PO1000010028
Balung Palm Oil Mill Sdn Bhd	Balung	Malaysia	4.379	118.1861	PO1000003717
Ban Dung Palm Oil Industries Sdn Bhd	Ban Dung	Malaysia	2.0455	102.8797	PO1000003718
Bangun Sempurna Lestari	Bangun Sempurna Lestari	Indonesia	2.6335	97.9503	PO1000004274
Bangun Tenera Riau	Bangun Tenera Riau	Indonesia	0.2891	101.4169	PO1000008171
Barumon Agri Sentosa	Aek Sigala Gala	Indonesia	1.6211	100.1024	PO1000001315
Batu Gunung Mulia Putra Agro	Batu Gunung Mulia Putra Agro	Indonesia	-3.9028	114.8419	PO1000015300
Bau Palm Oil Mill Sdn Bhd	Bau	Malaysia	1.4900	109.9851	PO1000003886
Beaufort Palm Oil Mill Sdn Bhd	Beaufort	Malaysia	5.3086	115.705	PO1000003720
Bell Palm Industries Sdn Bhd	Bell Palm Industries	Malaysia	1.9167	102.8917	PO1000003724
Bell Sri Lingga Sdn Bhd	Bell Sri Lingga	Malaysia	2.3776	101.9853	PO1000006242
Bell-Ksl Sdn Bhd	Bell-Ksl	Malaysia	2.4683	101.9937	PO1000007579
Bengkulu Sawit Lestari	Awana Sawit Lestari	Indonesia	-1.7048	119.3093	PO1000010791
Bengkulu Sawit Lestari	Bengkulu Sawit Lestari	Indonesia	-4.5334	103.057	PO1000005206
Benua Lawas Lestari	Benua Lawas Lestari	Indonesia	-2.9981	115.9567	PO1000008151
Berkat Sawit Sejahtera	Berkat Sawit Sejahtera (Pasaman)	Indonesia	0.2381	99.7052	PO1000004366
Berkat Setia Sdn Bhd	Berkat Setia	Malaysia	5.7100	117.6207	PO1000003855
Bersama Sejahtera Sakti	Gunung Aru	Indonesia	-3.4947	116.1666	PO1000000319
Bhumireksa Nusa Sejati	Mandah Factory	Indonesia	0.1159	103.5491	PO1000001381
Bhumireksa Nusa Sejati	Teluk Bakau	Indonesia	0.2565	103.5888	PO1000000318
Bima Agri Sawit	Muara Bulan	Indonesia	1.2634	117.6025	PO1000007467
Bima Palma Nugraha	Tepian Langsung	Indonesia	0.7518	117.4051	PO1000006150
Bina Fitri Jaya	Bina Fitri Jaya	Indonesia	0.8090	101.2779	PO1000004419
Bina Mitra Makmur	Bina Mitra Makmur	Indonesia	-1.4972	102.2406	PO1000007481
Bina Sains Cemerlang	Sungai Pinang	Indonesia	-2.9857	103.4060	PO1000000316
Bina Sawit Nusantara	Bina Sawit Nusantara	Indonesia	0.1656	101.3265	PO1000004860

Parent Company Name	Mill Name	Country	Latitude	Longitude	UML
Binasawit Abadi Pratama	PT Binasawit Abadi Pratama - Perdana Mill	Indonesia	-2.4225	112.3595	PO1000002198
Binasawit Abadi Pratama	Sungai Rungau	Indonesia	-2.3206	112.334	PO1000001155
Bintang Nauli Pratama	Bintang Nauli Pratama	Indonesia	1.5278	98.9748	PO1000008290
Bintulu Lumber Development Sdn Bhd	Igan (Bld)	Malaysia	2.4053	111.7893	PO1000008189
Bintulu Lumber Development Sdn Bhd	Sawai	Malaysia	3.5763	113.8386	PO1000008243
Binu Plantation Sdn Bhd	Binu	Malaysia	3.9417	114.0265	PO1000003936
Biogrow City Plantations Sdn Bhd	Biogrow City Plantations	Malaysia	4.5851	114.9364	PO1000008299
Bonti Permai Jaya	Bonti Permai Jaya	Indonesia	0.2149	111.5498	PO1000007642
Borneo Agro-Resources Sdn Bhd	Borneo Agro-Resources	Malaysia	3.2763	113.4266	PO1000003725
Borneo Indah Marjaya	Borneo Indah Marjaya	Indonesia	-2.0331	116.401	PO1000004096
Borneo Sawit Persada	Borneo Sawit Persada	Indonesia	-3.0205	115.9467	PO1000008147
Boustead Emastulin Sdn Bhd	Segaria	Malaysia	4.48163	118.3981	PO1000003734
Boustead Pelita Kanowit Oil Mill Sdn Bhd	Pelita Kanowit	Malaysia	2.1635	112.0995	PO1000003735
Boustead Pelita Tinjar Sdn Bhd	Loagan Bunut	Malaysia	3.7268	114.2809	PO1000004785
Boustead Plantations Bhd	Lepan Kabu Kks	Malaysia	5.4821	102.2196	PO1000006158
Boustead Plantations Bhd	Sungai Jernih	Malaysia	3.337	103.0999	PO1000000338
Boustead Plantations Bhd	Trong Oil Mill	Malaysia	4.6735	100.7081	PO1000006389
Boustead Rimba Nilai Sdn Bhd	Rimba Nilai	Malaysia	6.2572	117.3132	PO1000003736
Boustead Rimba Nilai Sdn Bhd	Segamaha	Malaysia	5.2104	117.8096	PO1000003737
Boustead Telok Sengat Sdn Bhd	Telok Sengat	Malaysia	1.5669	104.0449	PO1000003738
Braden Group, S.A.	Agroindustria Palmera San Román S.A.	Guatemala	16.1831	-90.4227	PO1000009242
Braden Group, S.A.	Palmas Del Ixcan Ltda	Guatemala	15.9905	-90.4668	PO1000008418
Brantian Palm Oil Sdn Bhd	Brantian	Malaysia	4.4366	117.5168	PO1000003915
Brau Agro Asia	Brau Agro Asia	Indonesia	2.1201	117.0912	PO1000014957
Buana Karya Bhakti	Batulaki	Indonesia	-3.673	115.481	PO1000004946
Buana Wiralestari Mas	Naga Sakti	Indonesia	0.7827	101.0495	PO1000001061
Buana Wiralestari Mas	Sekijang	Indonesia	0.8339	101.0442	PO1000001060
Buana Wirasubur Sakti	Buana Wirasubur Sakti	Indonesia	-1.8864	116.0607	PO1000004499
Budi Tani Kembang Jaya	Budi Tani Kembang Jaya	Indonesia	0.5427	101.5798	PO1000004204
Bukit Bintang Sawit	Bukit Bintang Sawit	Indonesia	-1.3821	103.4945	PO1000004457
Bukit Jejer Sukses	Bukit Jejer Sukses	Indonesia	-2.2923	121.7916	PO1000012851
Bukit Kausar	Bukit Kausar	Indonesia	-1.2537	102.9541	PO1000010018
Bukit Palem	Bukit Palem	Indonesia	-2.3733	110.6433	PO1000008176
Bukit Sawit Semesta	Bukit Sawit Semesta	Indonesia	-0.3441	99.9615	PO1000008636

Parent Company Name	Mill Name	Country	Latitude	Longitude	UML
Bumi Mekar Tani	Bumi Mekar Tani	Indonesia	-2.4947	102.8741	PO1000007637
Bumi Mentari Karya	Bumi Mentari Karya	Indonesia	-2.8755	101.4237	PO1000004078
Bumi Permai Lestari	Bukit Perak	Indonesia	-1.8201	105.5509	PO1000001761
Bumi Sawit Kencana	Bumi Sawit Kencana	Indonesia	-2.2301	112.4912	PO1000001043
Bumi Sawit Permai	Bumi Sawit	Indonesia	-3.5257	104.3443	PO1000001611
Bumi Sawit Sukses Pratama	Bumi Sawit Sukses Pratama	Indonesia	-2.5438	106.0293	PO1000008411
Bumi Tamiang Sentosa	Bumi Tamiang Sentosa	Indonesia	4.1529	97.9729	PO1000015298
Bumipalma LestariPersada	Bumi Palma	Indonesia	-0.5985	102.9833	PO1000001064
Bungo Limbur	Bungo Limbur	Indonesia	-1.375	101.8918	PO1000008216
Bungo Suko Menanti	Bungo Suko Menanti	Indonesia	-1.3073	101.7651	PO1000009558
C.I. Tequendama S.A.S.	Extractora Tequendama	Colombia	10.5485	-74.1812	PO1000000123
Cahaya Anugerah Plantation	Feliza	Indonesia	-0.0915	117.0286	PO1000007623
Cahaya Bintang Sawit Sejati	Cahaya Bintang Sawit Sejati 1	Indonesia	-1.8428	116.0681	PO1000008200
Cahaya Bintang Sawit Sejati	Cahaya Bintang Sawit Sejati 2	Indonesia	-2.0929	116.1213	PO1000008381
Cahaya Inti Sawit	Cahaya Inti Sawit	Indonesia	1.4408	100.2911	PO1000007537
Cahaya Sawit Lestari	Cahaya Sawit Lestari	Indonesia	-3.8046	102.3975	PO1000007568
Cakra Alam Sejati	Cakra Alam Sejati	Indonesia	0.1754	102.0514	PO1000008412
Candi Artha	Candi Artha	Indonesia	-3.9417	114.8160	PO1000008613
Carotino Sdn Bhd	Carotino	Malaysia	3.8166	102.8182	PO1000000128
Cb Industrial Product	Empresa	Malaysia	3.8218	114.0290	PO1000008426
Central Palm Oil Mill Sdn Bhd	Central	Malaysia	4.8915	100.6689	PO1000003740
Cepatwawasan Group Bhd	Prolific Yield	Malaysia	5.7174	117.8276	PO1000003742
Cheekah-Kemayan Plantations Sdn Bhd	Cheekah-Kemayan	Malaysia	3.1485	102.4753	PO1000003868
Chellam Plantations (Sabah) Sdn Bhd	Sook Oil Mill	Malaysia	5.3343	116.3626	PO1000003894
Chin Teck Plantations Bhd	Gua Musang	Malaysia	4.8365	102.0044	PO1000006169
Chin Teck Plantations Bhd	Keratong	Malaysia	3.2941	102.8215	PO1000004786
Ciliandra Perkasa	Ciliandra Perkasa	Indonesia	0.1621	101.0549	PO1000004160
Cinta Raja	Silinda	Indonesia	3.217	98.78099	PO1000004307
Cipta Chemical Medan Oil	Cipta Chemical Medan Oil	Indonesia	3.8540	98.34436	PO1000004546
Ciptamas Bumiselaras	Ciptamas Bumiselaras	Indonesia	-4.8668	103.5342	PO1000008132
Citra Bumi Agro	Citra Bumi Agro	Indonesia	0.9957	100.6169	PO1000004425
Citra Indah Pertiwi	Citra Indah Pertiwi	Indonesia	2.0723	100.0102	PO1000004270
Citra Putra Kebun Asri	Jorong Factory	Indonesia	-3.9436	114.9533	PO1000006249
Citra Riau Sarana	Teso I	Indonesia	-0.2133	101.4743	PO1000004362
Citra Riau Sarana	Teso li	Indonesia	-0.3225	101.5582	PO1000004374

Parent Company Name	Mill Name	Country	Latitude	Longitude	UML
Citra Riau Sarana	Teso Iii	Indonesia	-0.2433	101.5836	PO1000004367
Citra Sawit Harum	Citra Sawit Harum	Indonesia	-1.7424	102.0544	PO1000006208
Citra Sawit Indah Lestari	Citra Sawit Indah Lestari	Indonesia	2.8557	99.9085	NA
Citra Sawit Lestari	Citra Sawit Lestari	Indonesia	2.9219	117.2646	PO1000008423
Citrakoprasindo Tani	Citrakoprasindo Tani	Indonesia	-1.2959	103.1436	PO1000004111
Classic Palm Oil Mill Sdn Bhd	Classic	Malaysia	2.6008	102.6246	PO1000003743
Compañía Agrícola Industrial Ceibeña S.A. (Caicesa)	Compañía Agrícola Industrial Ceibeña S.A. (Caicesa)	Honduras	15.6887	-87.0651	PO1000003116
Compañía Industrial Aceitera Coto 54 S.A.	Agrialim S.A.	Costa Rica	9.5337	-84.28396	PO1000002766
Compañía Industrial Aceitera Coto 54 S.A.	Coto 54 Aguirre, Naranjo Mill	Costa Rica	9.4071	-84.0859	PO1000002767
Compañía Industrial Aceitera Coto 54 S.A.	Coto 54 Guaycara, Coto Mill	Costa Rica	8.6297	-83.0029	PO1000002746
Cooperativa De Produccion Agropecuaria Salama Limitada	Cooperativa Salama	Honduras	15.7058	-85.9416	PO1000008337
Daya Semesta Agro Persada	Daya Semesta Agro Persada	Indonesia	-2.9639	104.9178	PO1000004175
Dd Palm Oil Mill Sdn Bhd	Dd Palm	Malaysia	3.1429	113.3103	PO1000007497
Delta-Pelita Sebakong	Pelita Sebakong	Malaysia	2.6686	112.1647	PO1000010017
Dendy Marker Indah Lestari	Dendymarker	Indonesia	-2.7953	102.9446	PO1000004127
Desa Kim Loong Palm Oil Sdn Bhd	Desa Kim Loong	Malaysia	5.1299	116.2655	PO1000003824
Dewata Sawit Nusantara	Dewata Sawit Nusantara Pks 6	Indonesia	1.2826	116.7823	PO1000008654
Dharma Satya Nusantara	Dharma Satya Nusantara Mill 8 (Agro Andalan)	Indonesia	-0.1028	111.0291	PO1000010802
Dharma Satya Nusantara	PKS 3	Indonesia	1.256	116.8747	PO1000000950
Dharma Satya Nusantara	PKS 4	Indonesia	1.1517	116.7463	PO1000002088
Dharma Satya Nusantara	PKS 5	Indonesia	-1.9711	111.3519	PO1000002037
Dharma Satya Nusantara	PKS 7	Indonesia	1.2822	116.9156	PO1000010240
Dharma Satya Nusantara	PT Dharma Satya Nusantara	Indonesia	1.2508	116.7289	PO1000000939
Dharmasraya Lestarindo	Dharmasraya Lestarindo	Indonesia	-1.076	101.6636	PO1000004434
Dharmasraya Palma Sejahtera	Dharmasraya Palma Sejahtera	Indonesia	-1.6485	102.9254	PO1000010013
Dharmasraya Sawit Lestari	Dharmasraya Sawit Lestari	Indonesia	-1.1498	101.7401	PO1000007496
Dian Anggara Persada	Mutiara Sam-Sam Kandis	Indonesia	0.9791	101.0452	PO1000008273
Djaja Putra Indonesia	Djaja Putra Indonesia	Indonesia	2.6802	99.4276	PO1000004275
Djaya Globalindo Sentosa	Djaya Globalindo Sentosa	Indonesia	1.6946	101.043	PO1000004266
Djuanda Sawit Lestari	Muara Kandis	Indonesia	-2.9002	103.1775	PO1000001631

Parent Company Name	Mill Name	Country	Latitude	Longitude	UML
Dominion Square Sdn Bhd	Dominion Square	Malaysia	3.61976	103.1606	PO1000003745
Dua Semeru Putra Mandiri	Dua Samaru Putra Mandiri	Indonesia	-2.2874	102.6762	PO1000013886
Dupont & Leosk Enterprises Sdn Bhd	Gedok Mas	Malaysia	2.5779	102.4239	PO1000003746
Duta Mentari Raya	Duta Mentari Raya	Indonesia	-0.3489	101.399	PO1000007443
Eastern Sumatera Indonesia	Bukit Maradja	Indonesia	3.0122	99.2355	PO1000000095
Eka Dura Indonesia	Eka Dura Indonesia	Indonesia	0.8842	100.6116	PO1000004422
El Roble S.A	Extractora El Roble S.A.	Colombia	10.671	-74.2151	PO1000004030
Eluan Mahkota	Kota Tengah	Indonesia	0.9741	100.5365	PO1000008272
Endau Palm Oil Mill Sdn Bhd	Endau	Malaysia	2.6799	103.5053	PO1000003869
Eng Hong Palm Oil Mill Sdn Bhd	Eng Hong	Malaysia	2.8598	101.4743	PO1000006223
Eng Thye Plantations Bhd	Ladang Gula	Malaysia	4.9549	100.4689	PO1000003747
Ensem Lestari	Ensem Lestari	Indonesia	2.4567	98.0650	PO1000008193
Ensem Lestari	PKS Nagan Raya	Indonesia	4.034	96.4750	PO1000010262
Ensem Sawita	Ensem Sawita	Indonesia	4.5669	97.9166	PO1000009019
Entrepalmas S.A.S.	Entrepalmas S.A.S.	Colombia	3.5645	-73.5794	PO1000003983
Entrepalmas S.A.S.	Entrepalmas S.A.S.	Colombia	3.5645	-73.5794	PO1000003983
Epa Management Sdn Bhd	Sedenak	Malaysia	1.7308	103.5383	PO1000000019
Epa Management Sdn Bhd	Tereh	Malaysia	2.2170	103.3523	PO1000001263
Etam Bersama Lestari	Etam Bersama Lestari	Indonesia	1.2238	117.8794	PO1000008346
Evan Lestari	Kenanga Mill	Indonesia	-3.2159	103.0551	NA
Ever Yield Trading Sdn Bhd	Ever Yield Kks	Malaysia	5.6459	117.328	PO1000003751
Exportadora Del Atlantico (Dinant)	Planta Extractora Aguan	Honduras	15.728	-85.8574	PO1000004009
Exportadora Del Atlantico (Dinant)	Planta Extractora Lean	Honduras	15.5980	-87.3933	PO1000004011
Extractora La Francia / Agrocaribe	Extractora Del Atlantico	Guatemala	15.5829	-88.5598	PO1000001431
Extractora La Francia / Agrocaribe	Extractora Del Atlantico	Guatemala	15.5829	-88.5598	PO1000001431
Extractora La Francia / Agrocaribe	Extractora La Francia	Guatemala	15.4684	-88.8094	PO1000003997
Extractora Maria La Baja S.A.	Extractora Maria La Baja S.A.	Colombia	9.9235	-75.3276	PO1000007502
Extractora Monterrey S.A.	Extractora Monterrey S.A.	Colombia	7.2985	-73.8837	PO1000004012
Extractora Sicarare Ltda	Extractora Sicarare Ltda	Colombia	9.9319	-73.2624	PO1000004026
Fairco Agro Mandiri	Kaubun	Indonesia	0.9667	117.7919	PO1000008271
Fajar Baizuri & Brothers	Fajar Baizury & Brothers	Indonesia	4.11618	96.4425	PO1000004565
Fajar Saudara Lestari	Fajar Saudara Lestari	Indonesia	-0.8685	109.6280	PO1000008228
Felcra Bhd	Selama	Malaysia	5.1782	100.7166	PO1000003816
Felcra Jaya Samarahan Sdn Bhd	Felcra Jaya Samarahan	Malaysia	1.3905	110.4554	PO1000003759

Parent Company Name	Mill Name	Country	Latitude	Longitude	UML
Felcra Jayaputra Sdn Bhd	Jayaputra	Malaysia	3.9829	102.2224	PO1000007527
Felcra Processing & Engineering Sdn Bhd	Felcra Bukit Kepong	Malaysia	2.3906	102.8819	PO1000003753
Felcra Processing & Engineering Sdn Bhd	Felcra Maran	Malaysia	3.5709	102.6856	PO1000003754
Felcra Processing & Engineering Sdn Bhd	Felcra Nasaruddin	Malaysia	4.3235	100.9383	PO1000003755
Felcra Processing & Engineering Sdn Bhd	Felcra Processing & Engineering	Malaysia	3.9996	101.1670	PO1000003758
Felcra Processing & Engineering Sdn Bhd	Felcra Seberang Perak	Malaysia	4.1481	100.8397	PO1000003756
Felcra Processing & Engineering Sdn Bhd	Felcra Sungai Melikai	Malaysia	2.3882	103.8013	PO1000003757
Felcra Venture Sri Aman Sdn Bhd	Felcra Venture Sri Aman	Malaysia	1.1927	111.4004	PO1000008574
FGV Palm Industries Sdn Bhd	Adela	Malaysia	1.5527	104.1873	PO1000000236
FGV Palm Industries Sdn Bhd	Air Tawar	Malaysia	1.6669	104.0269	PO1000003414
FGV Palm Industries Sdn Bhd	Aring A	Malaysia	4.9408	102.3641	PO1000003045
FGV Palm Industries Sdn Bhd	Belitong	Malaysia	1.9376	103.4986	PO1000001311
FGV Palm Industries Sdn Bhd	Besout	Malaysia	3.8812	101.2770	PO1000001892
FGV Palm Industries Sdn Bhd	Bukit Kepayang	Malaysia	3.3463	102.5973	PO1000000898
FGV Palm Industries Sdn Bhd	Bukit Mendi	Malaysia	3.2058	102.3034	PO1000000576
FGV Palm Industries Sdn Bhd	Bukit Sagu	Malaysia	3.9669	103.1487	PO1000001233
FGV Palm Industries Sdn Bhd	Chalok	Malaysia	5.4093	102.8031	PO1000010021
FGV Palm Industries Sdn Bhd	Chiku	Malaysia	4.9419	102.2036	PO1000007000
FGV Palm Industries Sdn Bhd	Chini 3	Malaysia	3.3664	102.9312	PO1000003760
FGV Palm Industries Sdn Bhd	Cini 2	Malaysia	3.3952	102.9681	PO1000007489
FGV Palm Industries Sdn Bhd	Embara Budi	Malaysia	5.1326	119.0924	PO1000001654
FGV Palm Industries Sdn Bhd	Jengka 21	Malaysia	3.7402	102.4896	PO1000000607
FGV Palm Industries Sdn Bhd	Jengka 3	Malaysia	3.6946	102.5947	PO1000000514
FGV Palm Industries Sdn Bhd	Jengka 8	Malaysia	3.8230	102.5069	PO1000008251
FGV Palm Industries Sdn Bhd	Jerangau Barat	Malaysia	4.9161	103.1352	PO1000001901
FGV Palm Industries Sdn Bhd	Kahang	Malaysia	2.0751	103.4941	PO1000001314
FGV Palm Industries Sdn Bhd	Kechau B	Malaysia	4.2391	102.1066	PO1000006989
FGV Palm Industries Sdn Bhd	Kemasul	Malaysia	3.2725	102.2313	PO1000000820
FGV Palm Industries Sdn Bhd	Keratong 09	Malaysia	2.9690	102.958	PO1000006502
FGV Palm Industries Sdn Bhd	Keratong 2	Malaysia	2.9193	102.8732	PO1000001894
FGV Palm Industries Sdn Bhd	Keratong 3	Malaysia	2.9295	102.9355	PO1000001895
FGV Palm Industries Sdn Bhd	Kerteh	Malaysia	4.6258	103.3319	PO1000001907
FGV Palm Industries Sdn Bhd	Kota Gelanggi	Malaysia	3.9217	102.4895	PO1000000254
FGV Palm Industries Sdn Bhd	Krau	Malaysia	3.6472	101.9763	PO1000001897

Parent Company Name	Mill Name	Country	Latitude	Longitude	UML
FGV Palm Industries Sdn Bhd	Kulai	Malaysia	1.7395	103.6472	PO1000001309
FGV Palm Industries Sdn Bhd	Lepar Hilir	Malaysia	3.6452	103.0127	PO1000001320
FGV Palm Industries Sdn Bhd	Lepar Utara 4	Malaysia	3.8789	102.8154	PO1000000272
FGV Palm Industries Sdn Bhd	Lepar Utara 6	Malaysia	3.9708	102.6916	PO1000000255
FGV Palm Industries Sdn Bhd	Lok Heng	Malaysia	1.7205	104.1199	PO1000000235
FGV Palm Industries Sdn Bhd	Maokil	Malaysia	2.2912	102.9955	PO1000003359
FGV Palm Industries Sdn Bhd	Mempaga	Malaysia	3.5272	101.9802	PO1000001898
FGV Palm Industries Sdn Bhd	Neram	Malaysia	4.0066	103.2886	PO1000001896
FGV Palm Industries Sdn Bhd	Nitar	Malaysia	2.4067	103.6573	PO1000001313
FGV Palm Industries Sdn Bhd	Padang Piol	Malaysia	4.0238	102.3883	PO1000000674
FGV Palm Industries Sdn Bhd	Palong Timor	Malaysia	2.7388	102.705	PO1000006992
FGV Palm Industries Sdn Bhd	Palong Timor	Malaysia	2.7388	102.705	PO1000006992
FGV Palm Industries Sdn Bhd	Panching	Malaysia	3.8261	103.1661	PO1000001891
FGV Palm Industries Sdn Bhd	Pasoh	Malaysia	3.0140	102.2862	PO1000008205
FGV Palm Industries Sdn Bhd	Penggeli	Malaysia	1.827	103.6391	PO1000001310
FGV Palm Industries Sdn Bhd	Selancar 2A	Malaysia	2.6522	103.019	PO1000001903
FGV Palm Industries Sdn Bhd	Selancar 2B	Malaysia	2.6387	103.0000	PO1000001904
FGV Palm Industries Sdn Bhd	Selancar 2B	Malaysia	2.6387	103.0000	PO1000001904
FGV Palm Industries Sdn Bhd	Selendang	Malaysia	2.7033	103.4401	PO1000001905
FGV Palm Industries Sdn Bhd	Semenchu	Malaysia	1.5782	104.1049	PO1000000227
FGV Palm Industries Sdn Bhd	Seroja	Malaysia	3.5903	102.5591	PO1000000603
FGV Palm Industries Sdn Bhd	Serting	Malaysia	2.9003	102.4459	PO1000001899
FGV Palm Industries Sdn Bhd	Serting Hilir	Malaysia	2.9977	102.4780	PO1000006998
FGV Palm Industries Sdn Bhd	Sg Tenggi	Malaysia	3.5860	101.4156	PO1000001890
FGV Palm Industries Sdn Bhd	Tementi	Malaysia	3.2647	102.5988	PO1000000901
FGV Palm Industries Sdn Bhd	Tenggaroh	Malaysia	2.0540	103.933	PO1000003767
FGV Palm Industries Sdn Bhd	Tenggaroh Timor	Malaysia	2.0820	104.0072	PO1000003769
FGV Palm Industries Sdn Bhd	Tersang	Malaysia	4.1069	101.8013	PO1000003262
FGV Palm Industries Sdn Bhd	Triang	Malaysia	3.27	102.577	PO1000000762
FGV Palm Industries Sdn Bhd	Trolak	Malaysia	3.9379	101.3502	PO1000001893
FGV Palm Industries Sdn Bhd	Wa Ha	Malaysia	1.7927	104.0762	PO1000000234
Flora Wahana Tirta	Flora Wahana Tirta	Indonesia	0.1347	101.2672	PO1000004154
Foong Lee Sawi Minyak Sdn Bhd	Foong Lee Sawi Minyak	Malaysia	4.9242	101.1052	PO1000003770
Foresta Lestari Dwikarya	Tanjung Kembiri	Indonesia	-3.0324	107.7704	PO1000001383
Gabungan Perusahaan Minyak Langkap Sdn Bhd	Langkap	Malaysia	4.0565	101.1392	PO1000003771
Gading Sawit Kencana	Gading Sawit Kencana	Indonesia	-2.5106	112.5548	PO1000011193
Gajah Sakti Sawit	Gajah Sakti Sawit	Indonesia	-2.8678	101.4366	PO1000010256

Parent Company Name	Mill Name	Country	Latitude	Longitude	UML
Gan Teng Siew Realty Sdn Bhd	Ulu Kanchong	Malaysia	2.5826	101.9979	PO1000006241
Ganda Buanindo	Ganda Buanindo	Indonesia	0.0062	101.2375	PO1000008138
Gandaerah Hendana	Gandaerah Hendana	Indonesia	-0.1560	102.2062	PO1000004138
Garuda Bumi Perkasa	Garuda Bumi Perkasa	Indonesia	-4.0299	105.1588	PO1000004064
Gayanis Sdn Bhd	Gayanis	Malaysia	3.3580	113.6747	PO1000008235
Geng Group	Kencana Agro Persada	Indonesia	0.6056	101.2413	PO1000011194
Genk Agro Mas	Kencana Agro Sejahtera	Indonesia	1.3762	100.3269	PO1000015291
Genting Plantations Bhd	Genting Ayer Item	Malaysia	1.8560	103.2092	PO1000002439
Genting Sdc Sdn Bhd	Genting Indah	Malaysia	5.3751	116.9349	PO1000003776
Genting Sdc Sdn Bhd	Genting Mewah	Malaysia	5.5180	117.7088	PO1000003778
Genting Sdc Sdn Bhd	Genting Sabapalm	Malaysia	5.9650	117.3741	PO1000004650
Genting Sdc Sdn Bhd	Genting Tanjung	Malaysia	5.4226	118.2731	PO1000005521
Genting Sdc Sdn Bhd	Genting Trushidup	Malaysia	5.5632	117.9795	PO1000007758
Giga Putra Nusantara	Giga Putra Nusantara	Indonesia	1.3098	99.7652	PO1000008570
Giga Putra Perkasa	Giga Putra Perkasa	Indonesia	0.4210	100.8143	PO1000010039
Global Enterprise Oil Mill Sdn Bhd	Global Enterprise	Malaysia	5.4901	117.9885	PO1000003781
Globalindo Agro Lestari	Globalindo Agro Lestari	Indonesia	-6.628	105.6252	PO1000010075
Globalindo Agung Lestari	Globalindo Agung Lestari	Indonesia	-2.5849	114.5944	PO1000010078
Golden Agri Resources	Bangung Nusa Mandiri Kenari	Indonesia	-2.1651	110.9208	PO1000013408
Golden Agro Plantation (Gap)	Golden Agro Plantation (Gap)	Malaysia	2.6725	112.1272	PO1000010804
Golden Elate Oil Mill Sdn Bhd	Golden Elate	Malaysia	5.1372	118.8379	PO1000003784
Golden Oilindo Nusantara	Golden Oilindo Nusantara	Indonesia	-3.1192	104.6945	PO1000007509
Goodhope Asia Holdings Ltd	Batu Mas Sejahtera	Indonesia	-1.0137	110.5299	PO1000013498
Graha Permata Hijau	Giga Rokan Riau	Indonesia	0.3967	100.841	PO1000012850
Grahacipta Bangkojaya	Graha Cipta Bangko Jaya	Indonesia	-2.0852	102.4364	PO1000004094
Grahadura Leidongprima	Leidong Makmur	Indonesia	2.5836	99.7824	PO1000004217
Grand Mandiri Utama	Sejahtera	Indonesia	0.4698	111.2119	PO1000005205
Grupo Oleoflores	Oleoflores	Colombia	10.0979	-73.2355	PO1000003324
Gruti Lestari Pratama	Gruti Lestari Pratama	Indonesia	0.5137	99.2713	PO1000007541
Guadalcanal Plains Palm Oil Ltd	Terere	Solomon Islands	-9.4427	160.2187	PO1000000131
Guna Agung Semesta	Guna Agung Semesta	Indonesia	0.9880	101.2434	PO1000006328
Guna Setia Pratama	Guna Setia Pratama	Indonesia	0.4280	101.5965	PO1000008224
Gunajaya Karya Gemilang	Kendawangan	Indonesia	-2.4458	110.2658	PO1000003491
Guntung Idaman Nusa	Guntung Idaman Nusa 1	Indonesia	0.1616	103.2895	PO1000002356
Guntung Idaman Nusa	Guntung Idaman Nusa 2	Indonesia	0.0530	103.2076	PO1000006505
Gunung Andalan Sukses	Gunung Andalan Sukses	Indonesia	-4.5910	121.5031	PO1000015868

Parent Company Name	Mill Name	Country	Latitude	Longitude	UML
Gunung Maras Lestari	Gunung Maras Lestari	Indonesia	-1.9639	105.9516	PO1000004508
Gunung Sawit Abadi	Kinali	Indonesia	-0.0461	99.9156	PO1000008131
Gunung Sawit Mas	Gunung Sawit Mas	Indonesia	1.0805	100.2944	PO1000009580
Gunung Sejahtera Dua Indah	Gunung Sejahtera Dua Indah	Indonesia	-2.300	111.8373	PO1000004165
Gunung Sejahtera Ibu Pertiwi	Gunung Sejahtera Ibu Pertiwi	Indonesia	-2.38	111.79	PO1000004179
Gunung Sejahtera Puti Pesona	Gunung Sejahtera Puti Pesona	Indonesia	-2.3662	111.9551	PO1000004176
Gunung Selamat Lestari	Gunung Selamat Lestari	Indonesia	2.0399	100.0449	PO1000004511
Gunung Tua Abadi	Sumber Sawit	Indonesia	-3.81	105.17	PO1000003970
Gunungsawit Binalestari	Gunungsawit Binalestari	Indonesia	-2.0737	105.3240	PO1000004514
Guthrie Pecconina Indonesia	Rantau Panjang Pom, Pt Gpi	Indonesia	-2.9161	103.7508	PO1000000320
Hacienda La Cabaña S.A.	Hacienda La Cabaña S.A.	Colombia	4.3011	-73.3563	PO1000003999
Hamparan Perkasa Mandiri	Hamparan Perkasa Mandiri	Indonesia	0.7777	116.6078	PO1000008265
Hap Seng Consolidated Bhd	Mitra Karya Sentosa	Indonesia	0.7646	110.6684	PO1000011917
Hap Seng Plantations (River Estates) Sdn Bhd	Bukit Mas	Malaysia	5.3373	118.4736	PO1000000185
Hap Seng Plantations (River Estates) Sdn Bhd	Tomanggong	Malaysia	5.4273	118.6593	PO1000002136
Harapan Sawit Lestari	Manis Mata	Indonesia	-2.4831	111.0183	PO1000001208
Hargy Oil Palm Ltd	Barema Palm Oil Mill	Papua New Guinea	-5.2104	151.1298	PO1000001655
Hargy Oil Palm Ltd	Hargy Mill	Papua New Guinea	-5.3111	151.0109	PO1000000053
Hargy Oil Palm Ltd	Navo Mill	Papua New Guinea	-5.0941	151.2244	PO1000000105
Hariyama Sdn Bhd	Hariyama	Malaysia	2.6561	111.8552	PO1000010027
Harn Len Corporation Bhd	Lian Hup	Malaysia	2.7780	102.962	PO1000006234
Hasnur Citra Terpadu	Hasnur Citra Terpadu	Indonesia	-2.9616	114.9871	PO1000006236
Havys Oil Mill Sdn Bhd	Havys	Malaysia	2.8923	102.6627	PO1000003785
Herfinata Palm and Plantation	Herfinata Palm and Plantation	Indonesia	1.8540	100.1657	PO1000004496
Hilltop Palms Sdn Bhd	Tali Ayer	Malaysia	5.0523	100.5156	PO1000003966
Hindoli	Mukut	Indonesia	-2.4413	104.4194	PO1000003254
Hindoli	Sungai Lilin	Indonesia	-2.6127	104.1282	PO1000000058
Hok Huat Oil Mill Sdn Bhd	Bukit Pasir	Malaysia	2.0851	102.6976	PO1000003812
Hok Huat Oil Mill Sdn Bhd	Kluang	Malaysia	2.0586	103.3615	PO1000003787
Hutahaeen	Dalu Dalu	Indonesia	1.1785	100.2703	PO1000004443
Hutan Alam Lestari	Hutan Alam Lestari	Indonesia	-1.6109	103.3424	PO1000008611

Parent Company Name	Mill Name	Country	Latitude	Longitude	UML
Igan Oil Mill Sdn Bhd	Ta Ann Pelita Igan	Malaysia	2.7832	111.7377	PO1000010947
IJM Edible Oils Sdn Bhd	Desa Talisai	Malaysia	5.7063	117.5358	PO1000003789
IJM Edible Oils Sdn Bhd	Sabang 1	Malaysia	6.2338	117.5288	PO1000003741
Indah Sawit Subur	Indah Sawit Subur	Indonesia	0.5283	109.3684	NA
Indo Sawit Kekal	River View	Indonesia	-2.5145	110.9147	PO1000002360
Indomakmur Sawit Berjaya	Indomakmur Sawit Berjaya	Indonesia	0.9349	100.3519	PO1000007548
Indonesia Plantation Synergy	Indonesia Plantation Synergy	Indonesia	0.7818	117.9908	PO1000006145
Indotruba Tengah	Sekunyir	Indonesia	-2.4447	112.0066	PO1000000321
Industria Chiquibul S.A.	Industria Chiquibul S.A.	Guatemala	16.015	-90.3936	PO1000008338
Inecda Plantations	Inecda	Indonesia	-0.4931	102.3675	PO1000004128
Intan Sejati Andalan	Intan Sejati Andalan	Indonesia	1.4326	101.2856	PO1000004259
Inti Guna Nabati	Inti Guna Nabati	Indonesia	-2.4164	102.6806	PO1000004852
Inti Indosawit Subur	Muara Bulian	Indonesia	-1.5851	103.2012	PO1000000279
Inti Indosawit Subur	Tanjung Pauh	Indonesia	-0.0976	101.2978	PO1000006173
Inti Indosawit Subur	Tungkal Ulu	Indonesia	-1.3013	102.9793	PO1000000345
Inti Indosawit Subur	Ukui li	Indonesia	-0.2774	102.1160	PO1000002491
Inversiones La Mejorana S.A.S	Inversiones La Mejorana S.A.S	Colombia	3.9612	-73.6267	PO1000003990
IOI Corporation Bhd	Baturong	Malaysia	4.7553	118.0886	PO1000000118
IOI Corporation Bhd	Bukit Leelau	Malaysia	3.3027	103.1378	PO1000000120
IOI Corporation Bhd	Gomali	Malaysia	2.6118	102.6786	PO1000000094
IOI Corporation Bhd	Leepang	Malaysia	5.5490	118.4375	PO1000001094
IOI Corporation Bhd	Mayvin	Malaysia	5.5553	117.2264	PO1000000122
IOI Corporation Bhd	Morisem	Malaysia	5.4935	118.3700	PO1000001098
IOI Corporation Bhd	Pamol Kluang	Malaysia	2.1104	103.3923	PO1000000109
IOI Corporation Bhd	Sakilan	Malaysia	5.8392	117.8437	PO1000000110
IOI Corporation Bhd	Unico	Malaysia	5.1500	118.2220	PO1000003796
Ivo Mas Tunggal	Libo	Indonesia	0.9286	101.2063	PO1000001057
Ivo Mas Tunggal	Sam-Sam	Indonesia	0.9375	101.3002	PO1000001058
Ivo Mas Tunggal	Ujung Tanjung	Indonesia	0.9697	101.2607	PO1000001056
Jabontara Eka Karsa	Jabon	Indonesia	1.2431	118.3386	PO1000005793
Jatim Jaya Perkasa	Simpang Damar	Indonesia	1.9473	100.7371	PO1000004504
Jaya Baru Pertama	Jaya Baru Pertama	Indonesia	4.0652	98.2178	PO1000004563
Jaya Mandiri Sukses	Bangkirai	Indonesia	-0.5634	116.3738	PO1000004857
Jeng Huat (Bahau) Realty Sdn Bhd	Jeng Huat	Malaysia	3.1038	102.4580	PO1000003804
Jernih Kemboja Sdn Bhd	Jernih Kemboja	Malaysia	2.4888	102.9368	PO1000007656
Jeroco Plantations Sdn Bhd	Jeroco 1	Malaysia	5.4311	118.4172	PO1000000936

Parent Company Name	Mill Name	Country	Latitude	Longitude	UML
Jt Oil Development Sdn Bhd	Wealth Houses	Malaysia	2.3895	111.3522	PO1000003798
Jugra Palm Oil Mill Sdn Bhd	Jugra	Malaysia	2.8458	101.4672	PO1000007526
Kahang Palm Oil Mill Sdn Bhd	Kahang Palm Oil Mill Sdn Bhd	Malaysia	2.3422	103.4384	PO1000003805
Kalimantan Agro Nusantara	Kalinusa Rantau Pulung	Indonesia	0.6762	117.2273	PO1000011591
Kalimantan Agro Pusaka	Sungai Sepeti	Indonesia	-0.829	109.8860	PO1000007463
Kalimantan Ria Sejahtera	Sondai Muara	Indonesia	-1.1799	114.0319	PO1000007618
Kalimantan Sanggar Pusaka	Kalimantan Sanggar Pusaka	Indonesia	0.0831	111.1920	PO1000007534
Kampar Alam Mas Inti	Kampar Alam Mas Inti	Indonesia	0.5661	101.1696	PO1000015587
Karunia Kencana Permai Sejati	Karunia Kencana Permai Sejati	Indonesia	-2.2398	112.6304	PO1000004150
Karya Abadi Sama Sejati	Karya Abadi Sama Sejati	Indonesia	1.4758	100.5988	PO1000008287
Karya Agung Sawita	Karya Agung Sawita	Indonesia	1.0657	99.9631	PO1000004431
Karya Agung Sawita	Papaso	Indonesia	0.896	100.1082	PO1000010065
Karya Dewi Putra	Katingan Central	Indonesia	-1.4381	112.8741	PO1000007553
Karya Makmur Abadi	Karya Makmur Abadi	Indonesia	-2.0422	112.4899	PO1000007550
Karya Panen Terus	Karya Panen Terus	Indonesia	-0.0125	102.3611	PO1000014953
Karya Tanah Subur	Karya Tanah Subur	Indonesia	4.3497	96.1644	PO1000004571
Karyanusa Ekadaya	Karyanusa Eka Daya 1	Indonesia	0.9918	116.7536	PO1000008274
Kasmar Matano Persada	Kasmar Matano Persada	Indonesia	-2.5413	120.3034	PO1000011558
Kayung Agro Lestari	Kayung Agro Lestari	Indonesia	-1.4505	110.2320	PO1000006366
Kebun Pantai Raja	Kebun Pantai Raja	Indonesia	-0.0574	101.2418	PO1000004341
Keck Seng (M) Bhd	Masai	Malaysia	1.5405	103.9649	PO1000000505
Kema Development Sdn Bhd	Kema Development	Malaysia	3.7292	102.8887	PO1000006194
Kemabong Sdn Bhd	Sapang Palm Oil Mill	Malaysia	4.57883	118.3178	PO1000007560
Kemilau Indah Nusantara	Sungai Bengalon	Indonesia	0.7229	117.6575	PO1000008264
Kemilau Permata Sawit	Sijunjung	Indonesia	-0.9037	101.3981	PO1000006186
Kemilau Permata Sawit	Tapan	Indonesia	-2.2016	101.0873	PO1000006222
Kencana Andalan Nusantara	Kencana Andalan Nusantara	Indonesia	1.7836	100.3924	PO1000004487
Kencana Graha Permai	Kenanga	Indonesia	-2.1404	110.5158	PO1000001638
Kencana Permata Nusantara	Kencana Permata Nusantara	Indonesia	3.4522	98.69861	PO1000007566
Kencana Persada Nusantara	Kencana Persada Nusantara	Indonesia	1.1754	100.2327	PO1000004442
Kencana Utama Sejati	Kencana Utama Sejati	Indonesia	1.0689	100.1172	PO1000007569
Keningau Palm Oil Mill Sdn Bhd	Keningau Pom	Malaysia	5.1093	116.0941	PO1000004794
Keresas Mill Sdn Bhd	Keresas	Malaysia	3.1641	113.6001	PO1000000340
Kesedar Perkilangan Sdn Bhd	Paloh 3	Malaysia	4.9998	102.2747	PO1000003809

Parent Company Name	Mill Name	Country	Latitude	Longitude	UML
Ketapang Agro Lestari	Ketapang Agro Lestari	Indonesia	-0.8756	115.8916	PO1000008567
Kh Regional Group Inc.	Nacional Agro Industrial S.A.	Guatemala	16.227	-90.1529	PO1000007305
Kharisma Agro Sejahtera	Kharisma Agro Sejahtera	Indonesia	-0.7523	102.2446	PO1000008231
Kharisma Inti Usaha	Kharisma Inti Usaha	Indonesia	-3.0037	114.9357	PO1000008149
Kharisma Iskandar Muda	Kharisma Iskandar Muda	Indonesia	4.0922	96.44066	PO1000010061
Kian Hoe Plantations Bhd	Coronation	Malaysia	2.0227	103.2671	PO1000003811
Kian Hoe Plantations Bhd	Kian Hoe Plantations	Malaysia	2.0062	103.3013	PO1000006363
Kilang Kelapa Sawit Fortuna Sdn Bhd	Fortuna	Malaysia	6.0475	117.2197	PO1000003813
Kilang Kelapa Sawit Jerantut Sdn Bhd	Jerantut	Malaysia	3.8620	102.3454	PO1000007530
Kilang Kelapa Sawit Lekir Sdn Bhd	Lekir	Malaysia	4.1511	100.7811	PO1000003815
Kilang Kelapa Sawit Selumpur Sdn Bhd	Kilang Kelapa Sawit Selumpur Sdn Bhd	Malaysia	2.6181	102.8095	PO1000010025
Kilang Kelapa Sawit Selumpur Sdn Bhd	Selumpur	Malaysia	2.6663	102.807	PO1000003739
Kilang Kosfarm Sdn Bhd	Kosfarm	Malaysia	2.9934	102.8200	PO1000003871
Kilang Minyak Kelapa Sawit Lum Sdn Bhd	Lum	Malaysia	2.7435	102.9388	PO1000007601
Kilang Minyak Kelapa Sawit Semantan Sdn Bhd	Semantan	Malaysia	3.4692	102.3137	PO1000006204
Kilang Minyak Sawit Kamunting Sdn Bhd	Kamunting	Malaysia	4.9227	100.7197	PO1000003817
Kilang Minyak Sawit Meru Sdn Bhd	Meru	Malaysia	3.0091	101.4968	PO1000008384
Kilang Minyak Sawit Tg Tualang (1997) Sdn Bhd	Tg Tualang	Malaysia	4.3052	101.0390	PO1000003818
Kilang Sawira Makmur Sdn Bhd	Sawira Makmur	Malaysia	2.9675	103.0924	PO1000003752
Kilang Sawit Bell Sdn Bhd	Kilang Sawit Bell	Malaysia	5.2046	118.0771	PO1000003819
Kilang Sawit C.P. Sdn Bhd	Charuk Putting	Malaysia	3.4400	102.4898	PO1000006206
Kilang Sawit Lembing Sdn Bhd	Lembing	Malaysia	3.8926	103.0995	PO1000003820
Kilang Sawit Muar Bhd	Muar	Malaysia	2.0094	102.6799	PO1000003821
Kilang Sawit Panji Alam Sdn Bhd	Panji Alam	Malaysia	4.3744	103.3491	PO1000003822
Kilang Sawit United Bell Sdn Bhd	United Belll	Malaysia	1.5654	103.4679	PO1000003823
Kim Loong Palm Oil Mills Sdn Bhd	Kota Tinggi	Malaysia	1.8080	103.9619	PO1000003825
Kim Loong Palm Oil Mills Sdn Bhd	Sungkit Enterprises Sdn Bhd	Malaysia	1.7766	103.9202	PO1000008144
Kim Loong Sabah Mills Sdn Bhd	Telupid	Malaysia	5.4672	116.9895	PO1000003826
Kimia Tirta Utama	Kimia Tirta Utama	Indonesia	0.6746	101.7289	PO1000004408

Parent Company Name	Mill Name	Country	Latitude	Longitude	UML
Konsep Muktamad Sdn Bhd	Rex	Malaysia	4.4872	117.5985	PO1000003916
Koong Shing Sdn Bhd	Tingkayu	Malaysia	4.8276	118.0632	PO1000004796
Kresna Duta Agroindo	Gunung Kombeng	Indonesia	1.1120	117.0218	PO1000010249
Kresna Duta Agroindo	Jelatang	Indonesia	-2.0722	102.4858	PO1000001344
Kresna Duta Agroindo	Langling	Indonesia	-2.100	102.3744	PO1000001345
Kresna Duta Agroindo	Pelakar	Indonesia	-2.1852	102.6422	PO1000004089
Kridatama Lancar	Sukamandang	Indonesia	-2.0621	112.3153	PO1000000322
Kriya Swarna Pubian	Kriya Swarna Pubian	Indonesia	-5.0637	104.8766	PO1000004055
Kuala Lumpur Kepong Bhd	Batu Lintang	Malaysia	5.1935	100.6284	PO1000000894
Kuala Lumpur Kepong Bhd	Changkat Chermin	Malaysia	4.2752	100.7849	PO1000000896
Kuala Lumpur Kepong Bhd	Jeram Padang	Malaysia	2.7351	102.4085	PO1000000280
Kuala Lumpur Kepong Bhd	Kekayaan Palm Oil Mill	Malaysia	2.2045	103.2703	PO1000000201
Kuala Lumpur Kepong Bhd	Kuala Pertang	Malaysia	5.623	102.238	PO1000001968
Kuala Lumpur Kepong Bhd	Paloh KKS	Malaysia	2.2112	103.2131	PO1000003830
Kuala Lumpur Kepong Bhd	Putra Bongan Jaya	Malaysia	-0.6696	116.3317	PO1000013868
Kuala Lumpur Kepong Bhd	Tanjong Malim	Malaysia	3.695	101.4856	PO1000000892
Kuala Lumpur Kepong Bhd	Tuan Mee	Malaysia	3.2651	101.4632	PO1000000895
Kuantan Trading Oil Mill Sdn Bhd	Kuantan Trading	Malaysia	2.7295	102.94	PO1000003831
Kub Maju Mill Sdn Bhd	Kub Maju Mill	Malaysia	2.8581	111.9307	PO1000007444
Kula Palm Oil Ltd - Higaturu Oil Palms	Mamba	Papua New Guinea	-8.8546	147.7069	PO1000000520
Kula Palm Oil Ltd - Higaturu Oil Palms	Sangara	Papua New Guinea	-8.7433	148.1987	PO1000006356
Kula Palm Oil Ltd - Milne Bay Estates	Hagita	Papua New Guinea	-10.3157	150.2862	PO1000000521
Kumpulan Kris Jati Sdn Bhd	Trusan	Malaysia	4.8286	115.2650	PO1000003937
Kurnia Palma Agung Lestari	Kurnia Palma Agung Lestari	Indonesia	-1.7904	102.2593	PO1000013888
Kutai Balian Nauli	Kutai Balian Nauli	Indonesia	0.75	117.35	PO1000007638
Kwala Gunung	Lima Puluh	Indonesia	3.1639	99.4823	PO1000004285
Kwantas Oil Sdn Bhd	Haranky	Malaysia	5.2129	118.0644	PO1000002799
Kwantas Oil Sdn Bhd	Mewah	Malaysia	5.2545	117.9090	PO1000008304
Kwantas Oil Sdn Bhd	Pintasan	Malaysia	5.2292	117.7169	PO1000009024
Ladang Permai Sdn Bhd	Batu Putih	Malaysia	5.58	117.946	PO1000003938
Ladang Permai Sdn Bhd	Permai	Malaysia	5.1873	118.4402	PO1000003939
Ladang Petri Tenggara Sdn Bhd	Sungai Kachur	Malaysia	1.7833	103.7626	PO1000003945
Ladang Petri Tenggara Sdn Bhd	Ulu Sebol	Malaysia	1.8886	103.6218	PO1000004838
Ladang Rakyat Terengganu Sdn Bhd	Bukit Bandi	Malaysia	4.1394	103.2184	NA

Parent Company Name	Mill Name	Country	Latitude	Longitude	UML
Ladang Rakyat Terengganu Sdn Bhd	Ladang Rakyat	Malaysia	4.1407	103.2189	PO1000003833
Ladang Sabah Sdn Bhd	Ladang Sabah	Malaysia	5.7299	117.5777	PO1000000541
Ladang Sawit Mas	Bukit Tunggal Jaya	Indonesia	-1.5464	110.3440	PO1000004316
Ladang Serasa Sdn Bhd	Serasa	Malaysia	5.0995	102.1758	PO1000003941
Ladang Tai Tak (Kota Tinggi) Sdn Bhd	Tai Tak	Malaysia	1.6938	103.8586	PO1000003834
Ladang Tapis Sdn Bhd (Ltsb)	Kilang Sawit Tapis	Malaysia	5.5075	101.9357	PO1000008312
Ladangrumpun Suburabadi	Angsana	Indonesia	-3.6143	115.6108	PO1000000325
Laguna Mandiri	Betung	Indonesia	-2.3791	116.2030	PO1000001380
Laguna Mandiri	Rantau Factory	Indonesia	-2.4391	116.1141	PO1000000323
Lahan Tani Sakti	Alur Dumai	Indonesia	1.5611	100.5416	PO1000000326
Lam Soon Plantations Sdn Bhd	Dara Lam Soon Sdn.Bhd	Malaysia	3.1571	103.1636	PO1000007798
Lam Soon Plantations Sdn Bhd	Lam Soon	Malaysia	5.2548	118.1751	PO1000003835
Lambang Bumi Perkasa	Lambang Bumi Perkasa	Indonesia	-4.701	105.3728	PO1000008392
Lambang Sawit Perkasa	Lambang Sawit Perkasa	Indonesia	-2.2237	102.4804	PO1000004090
Lanang Agro Bersatu	Lanang Agro Bersatu	Indonesia	-1.2135	110.5233	PO1000008658
Langgak Inti Lestari	Langgak Inti Lestari	Indonesia	0.6349	100.5917	PO1000007567
Langgam Inti Hibrindo	Langgam Inti Hibrindo	Indonesia	0.3036	101.9047	PO1000004164
Langgeng Muara Makmur	Bebunga	Indonesia	-2.3736	116.3297	PO1000000324
Langkat Nusantara Kepong	Stabat	Indonesia	3.7597	98.39305	PO1000005803
Lenga Palmoil Industries Sdn Bhd	Lenga	Malaysia	2.2263	102.5693	PO1000003836
Letawa	Letawa	Indonesia	-1.3321	119.4282	PO1000004109
Libo Sawit Perkasa	Libo Sawit Perkasa	Indonesia	0.9562	101.1405	PO1000004239
Liziz Plantation Sdn Bhd	Liziz	Malaysia	4.8718	101.8055	PO1000003839
Lkpp Corporation Sdn Bhd	Lcsb Lepar	Malaysia	3.5926	103.083	PO1000003840
Lubok Antu Palm Oil Mill Sdn Bhd	Lubok Antu	Malaysia	1.1681	111.7619	PO1000007440
Lubuk Bendahara Palma Industri	Lubuk Bendahara Palma Industri	Indonesia	0.6671	100.508	PO1000010051
Mahamurni Plantations Sdn Bhd	Palong Cocoa	Malaysia	2.7064	102.7850	PO1000001265
Mahamurni Plantations Sdn Bhd	Pasir Panjang	Malaysia	2.0180	103.9485	PO1000005256
Mahato Inti Sawit	Mahato Inti Sawit	Indonesia	1.3736	100.2991	PO1000011910
Maju Aneka Sawit	Maju Aneka Sawit	Indonesia	-2.4781	112.6476	PO1000000170
Maju Kalimantan Hadapan	Seguntung	Indonesia	0.0153	116.9684	PO1000004334
Makmur Andalan Sawit	Makmur Andalan Sawit	Indonesia	0.0691	102.1246	PO1000004345
Makmur Palma Lestari	Makmur Palma Lestari	Indonesia	0.6704	100.8565	NA
Malmaju Bina Sdn Bhd	Malmaju Bina	Malaysia	5.1748	100.6741	PO1000003842

Parent Company Name	Mill Name	Country	Latitude	Longitude	UML
Malpom Industries Bhd	Malpom Industries	Malaysia	5.2077	100.4838	PO1000003843
Malsa Corporation Sdn Bhd	Malsa	Malaysia	5.7819	117.6572	PO1000003844
Mandiri Sawit Bersama	Aek Tinga	Indonesia	1.0736	99.9951	PO1000004246
Manis Oil Sdn Bhd	Manis	Malaysia	2.1311	111.893	PO1000003908
Maskapai Perkebunan Leidong West Indonesia	Maskapai Perkebunan Leidong West	Indonesia	-1.9013	105.4763	PO1000001372
Masranti Plantation Sdn Bhd	Masranti	Malaysia	1.1160	110.8245	PO1000005246
Maujaya Sdn Bhd	Maujaya	Malaysia	2.4389	111.5244	PO1000003799
Mawar Mentari Sdn Bhd	Mawar Mentari	Malaysia	2.8671	102.3161	PO1000008196
Maxiwealth Holdings Sdn Bhd	Lassa	Malaysia	2.5197	111.6407	PO1000003800
Maya Agro Investama	Kedipi	Indonesia	-2.3404	110.9696	PO1000004853
Mazuma Agro Indonesia	Mazuma Agro Indonesia	Indonesia	1.1287	100.1545	PO1000004438
Mega Hijau Lestari	Mega Hijau Lestari	Indonesia	-1.2407	116.645	PO1000006310
Meganusa Intisawit	Indra Sakti	Indonesia	-0.569	102.3058	PO1000001065
Melangking Oil Palm Plantation Sdn Bhd	Melangking	Malaysia	5.6222	118.2472	PO1000004797
Melur Gemilang Sdn Bhd	Melur Gemilang	Malaysia	1.2097	110.8139	PO1000003942
Merbaujaya Indahraya	Merbaujaya Indahraya	Indonesia	2.2838	99.7803	PO1000004161
Meridan Sejatisurya Plantation	Meridan Sejati Surya Plantation	Indonesia	0.5380	101.7298	PO1000002637
Meridan Sejatisurya Plantation	Meridan Sejati Surya Plantation Bangsal Aceh	Indonesia	1.7235	101.3789	PO1000006259
Meridian Plantations Sdn Bhd	Meridian	Malaysia	6.4547	117.4311	PO1000003949
Merlung Inti Lestari	Merlung Inti Lestari	Indonesia	-1.3286	103.2737	PO1000011556
Meskom Agro Sarimas	Meskom Agro Sarimas	Indonesia	1.5487	102.0884	PO1000004470
Milik Mestika Sdn Bhd	Milik Mestika	Malaysia	2.4015	102.6672	PO1000007581
Minanga Ogan	Sei Inai	Indonesia	-4.0633	104.1302	PO1000009588
Minanga Ogan	Sei Ogan	Indonesia	-4.0495	104.1982	PO1000004561
Minsawi Industries (Kuala Kangsar) Sdn Bhd	Minsawi	Malaysia	4.9036	100.9069	PO1000003849
Mitra Agrolika Sejahtera	Muara Bahar	Indonesia	-1.9629	103.6155	PO1000004323
Mitra Agung Sawita Sejati	Mitra Agung Sawita Sejati	Indonesia	3.2963	99.30501	PO1000004288
Mitra Agung Swadaya	Kelayang	Indonesia	-0.4934	102.0624	PO1000004389
Mitra Bumi	Mitra Bumi	Indonesia	0.4537	101.0556	PO1000004327
Mitra Ogan	PKS I	Indonesia	-3.8964	104.3545	PO1000004065
Mitra Puding Mas	Mitra Puding Mas	Indonesia	-3.1337	101.6016	PO1000004942
Mitrasari Prima	Mitrasari Prima	Indonesia	0.1363	101.7050	PO1000007464
Mjm (Palm Oil Mill) Sdn Bhd	Mjm	Malaysia	3.9609	113.7915	PO1000003850
Monsok Palm Oil Mill Sdn Bhd	Monsok	Malaysia	5.6720	117.4110	PO1000008315
Mp Evans	Rahayu	Indonesia	-0.2019	116.7724	PO1000012847

Parent Company Name	Mill Name	Country	Latitude	Longitude	UML
Muara Sawit Lestari	Muara Sawit Lestari	Indonesia	-2.2786	101.1636	PO1000013495
Muaratoyu Subur Lestari	Muaratoyu Subur Lestari	Indonesia	-1.3517	116.3829	PO1000004107
Mukah Kilang Kelapa Sawit Sdn Bhd	Mukah Kilang Kelapa Sawit	Malaysia	2.9061	112.3086	PO1000006304
Mulia Agro Permai	Mulia Agro Permai	Indonesia	-2.4326	112.7531	PO1000008095
Multi Agrindo Sumatera	Multi Agrindo Sumatera	Indonesia	3.3483	98.9503	PO1000007473
Multi Agro Sentosa	Multi Agro Sentosa	Indonesia	0.7708	100.8852	PO1000004418
Multi Guna Lestari Abadi	Multi Guna Lestari Abadi	Indonesia	-0.9596	102.7487	PO1000008226
Multi Jayantara Abadi	Multi Jayantara Abadi	Indonesia	-2.3802	116.5297	PO1000008396
Multi Makmur Mitra Alam	Multi Makmur Mitra Alam	Indonesia	-2.1508	116.0838	PO1000004092
Multi Palma Sejahtera	Si Kijang	Indonesia	0.4143	101.6667	PO1000004172
Multi Persada Gatra Megah	Multi Persada Gatra Megah	Indonesia	-0.7708	114.7412	PO1000007396
Multi Prima Entakai	Semuntai	Indonesia	0.0593	110.7496	PO1000004343
Multiagro Sumatera Jaya	Multiagro Sumatera Jaya	Indonesia	1.0789	100.0550	PO1000008398
Muriniwood Indah Industry	Murini Wood Indah Industri	Indonesia	1.3937	101.3052	PO1000004257
Musim Mas Holdings Pte Ltd	Batang Kulim	Indonesia	0.0770	102.0308	PO1000000054
Musim Mas Holdings Pte Ltd	Globalindo Alam Perkasa Palm Oil Mill	Indonesia	-2.6679	112.7721	PO1000010713
Musim Mas Holdings Pte Ltd	Pangkalan Lesung	Indonesia	-0.05	102.075	PO1000000355
Musim Mas Holdings Pte Ltd	PT Lestari Abadi Perkasa	Indonesia	-1.7241	110.6734	PO1000012448
Mustika Agro Sari	Mustika Agro Sari	Indonesia	-0.1133	101.2933	PO1000008400
Mustika Agung Sarana Sejahtera	Mustika Agung Sarana Sejahtera	Indonesia	1.75	100.9333	PO1000007661
Mustika Agung Sawit Gemilang	Mustika Agung Sawit Gemilang	Indonesia	-0.5252	101.9933	PO1000011182
Mustika Agung Sawit Sejahtera	Mustika Agung Sawit Sejahtera	Indonesia	1.2242	101.2424	PO1000004255
Mutiara Agam	Mutiara Agam	Indonesia	-0.3203	99.8773	PO1000004373
Mutiara Bunda Jaya	Permata Bunda	Indonesia	-3.9419	105.1097	PO1000004548
Mutiara Unggul Lestari	Mutiara Unggul Lestari	Indonesia	0.8558	101.3026	PO1000004421
Nagamas Agro Mulia	Nagamas Agro Mulya	Indonesia	1.3011	100.3977	PO1000004449
Nagamas Agro Mulia	Talikumain	Indonesia	1.0779	100.2612	PO1000004435
Nala Palma Cadudasa	Nala Palma Cadudasa	Indonesia	0.2788	116.8444	PO1000008160
Nam Bee Company Sdn Bhd	Nam Bee	Malaysia	2.4966	102.4905	PO1000003846
Naturaceites S.A.	Fray Mill / Yalcobe	Guatemala	15.787	-89.8479	PO1000004000
Naturaceites S.A.	Panacte	Guatemala	15.3073	-89.6171	PO1000005560
Naturaceites S.A.	Pataxte	Guatemala	15.3448	-89.2918	PO1000002872
Nauli Sawit	Nauli Sawit	Indonesia	2.0840	98.3122	PO1000005145
New Biodiesel Co, Ltd	New Biodiesel Co, Ltd	Thailand	3.3048	113.082	NA

Parent Company Name	Mill Name	Country	Latitude	Longitude	UML
New Britain Palm Oil	Kapiura	Papua New Guinea	-5.624	150.6847	PO1000007539
New Britain Palm Oil	Kumbango	Papua New Guinea	-5.5918	150.2128	PO1000007582
New Britain Palm Oil	Mosa	Papua New Guinea	-5.6225	150.2373	PO1000000020
New Britain Palm Oil	Numundo	Papua New Guinea	-5.5237	150.0344	PO1000007478
New Britain Palm Oil	Poliamba	Papua New Guinea	-2.8741	151.2759	PO1000000202
New Britain Palm Oil	Waraston	Papua New Guinea	-5.4857	150.0853	PO1000007522
Niaga Mas Gemilang	Niaga Mas Gemilang	Indonesia	-0.5923	116.8225	PO1000008233
Nikmat Halona Reksa	Seberida	Indonesia	-0.7347	102.524	PO1000005106
Nirmala Abdi Damai	Sei Akar	Indonesia	-0.7929	102.5963	PO1000004117
Nirmala Agro Lestari	Nirmala Agro Lestari	Indonesia	-2.0919	111.4870	PO1000004932
Nubika Jaya	Nubika Jaya	Indonesia	1.9483	100.1011	PO1000006257
Nunukan Sawit Mas	Nunukan Sawit Mas	Indonesia	3.8319	116.7579	PO1000004544
Olam Palm Gabon S.A.	Bilala Palm Oil Mill	Gabon	-1.6521	10.8545	PO1000006576
Olam Palm Gabon S.A.	Dola Pom	Gabon	-2.1663	11.1777	NA
Oleaginosas San Marcos Ltda	Oleaginosas San Marcos Ltda	Colombia	3.7331	-73.3419	PO1000007667
Olmecca	Atlántida S.A.	Guatemala	14.6366	-92.1484	PO1000006136
Padasa Enam Utama	Kalianta 1	Indonesia	0.4581	100.8020	PO1000004385
Padasa Enam Utama	Kalianta 2	Indonesia	0.5290	100.7769	PO1000004195
Padasa Enam Utama	Koto Kampar	Indonesia	0.3964	100.6131	PO1000004168
Palm Mas Asri	Dinamika Prima Artha	Indonesia	0.6656	117.3917	PO1000013890
Palma Bumi Lestari	Palma Bumi Lestari	Indonesia	0.4769	110.0628	PO1000012849
Palma Lestari Jaya	Palma Lestari Jaya	Indonesia	1.0876	121.3500	NA
Palma Mas Sejati	Palma Mas Sejati	Indonesia	-3.7779	102.369	PO1000004538
Palma Sumber Lestari	Palma Sumber Lestari	Indonesia	-1.5842	119.3597	PO1000014956
Palma Sur S.A.	Palma Sur S.A.	Guatemala	16.428	-90.3418	PO1000006316
Palmaceite S.A.	Palmaceite S.A.	Colombia	10.6189	-74.1689	PO1000004029
Palmaris Raya	Palmaris Raya	Indonesia	0.4447	99.2605	PO1000012622
Palmas Aceiteras De Honduras Empresa Campesina Agroindustrial De La Reforma Agraria (Hondupalma Ecara)	Hondupalma	Honduras	15.5741	-87.6929	PO1000004754
Palmas Del Cesar S.A.	Palmas Del Cesar	Colombia	7.886	-73.4666	PO1000004752
Palmas Del Horizonte S.A.	Agroservicios El Triunfo S.A.	Guatemala	14.5648	-91.9389	PO1000007504
Palmeras De La Costa S.A.	Palmeras De La Costa	Colombia	10.1013	-74.0101	PO1000003031

Parent Company Name	Mill Name	Country	Latitude	Longitude	UML
Palmeras De Puerto Wilches S.A.	Palmeras De Puerto Wilches S.A.	Colombia	7.3390	-73.8373	PO1000004014
Palmeras Del Llano S.A.	Palmeras Del Llano	Colombia	3.9609	-73.6277	PO1000014117
Palmgroup Palm Oil Mill Sdn Bhd	Palm Group	Malaysia	2.8239	112.6345	PO1000003801
Paluta Inti Sawit	Paluta Inti Sawit	Indonesia	1.5540	99.8356	PO1000007540
Pamol Estates (Sabah) Sdn Bhd	Pamol Sabah	Malaysia	6.0024	117.3983	PO1000000052
Panca Mitra Katingan	Panca Mitra Katingan	Indonesia	-1.6983	113.1391	PO1000013889
Pancasurya Agrindo	Tambusai	Indonesia	1.1571	100.5083	PO1000006268
Pangkalan Baru Indah	Pangkalan Baru Indah	Indonesia	0.4236	101.5891	PO1000004383
Pangkatan Indonesia	Pangkatan	Indonesia	2.1030	99.9476	PO1000000283
Pantai Remis Palm Oil Mill Sdn Bhd	Pantai Remis	Malaysia	4.3671	100.6961	PO1000003857
Paramitra Internusa Pratama	Belian	Indonesia	0.4870	111.8453	PO1000003782
Parasawita	Parasawita	Indonesia	4.3550	98.1523	PO1000010064
Paripurna Swakarsa	Pondok Labu	Indonesia	-2.4813	116.5125	PO1000000327
Parna Agromas	Parna Agromas	Indonesia	0.2130	111.0786	PO1000004361
Patrama Palm Abadi	Patrama Palm Abadi	Indonesia	-2.7641	103.2555	PO1000012623
Pembangunan Ladang Hassan Sdn Bhd	Ladang Hassan	Malaysia	5.7843	117.7001	PO1000003858
Peputra Masterindo	Peputra Masterindo	Indonesia	0.5898	100.9914	PO1000004400
Peputra Supra Jaya	Peputra Supra Jaya	Indonesia	0.1583	101.7816	PO1000008421
Perak Agro Mills Sdn Bhd	Kampung Gajah	Malaysia	4.2428	100.9689	PO1000003859
Perak Motor Company Sdn Bhd	Perak Motor	Malaysia	3.9649	101.1783	PO1000003860
Perawang Agro Sejahtera	Perawang Agro Sejahtera	Indonesia	0.5974	101.6213	PO1000013779
Perdana Intisawit Perkasa	Perdana Inti Sawit Perkasa 1	Indonesia	1.1401	100.4943	PO1000004253
Perdana Intisawit Perkasa	Perdana Inti Sawit Perkasa 2	Indonesia	1.1673	100.7047	PO1000007630
Perkasa Subur Sakti	Blang Simpo	Indonesia	4.7078	97.8384	PO1000000706
Perkebunan Kaltim Utama I	Perkebunan Kaltim Utama I	Indonesia	-0.728	117.1854	PO1000007622
Perkebunan Lembah Bhakti	Perkebunan Lembah Bhakti 1	Indonesia	2.3141	97.9957	PO1000004167
Perkebunan Lembah Bhakti	Perkebunan Lembah Bhakti 2	Indonesia	2.5606	97.9486	PO1000008422
Perkebunan Nusantara I	Cot Girek	Indonesia	4.9285	97.3706	PO1000004311
Perkebunan Nusantara I	Pulau Tiga	Indonesia	4.18335	97.9368	PO1000004567
Perkebunan Nusantara I	Tanjung Seumantoh	Indonesia	4.3668	98.0883	PO1000004573
Perkebunan Nusantara II	Kwala Sawit	Indonesia	3.6919	98.153	PO1000007585
Perkebunan Nusantara II	Pagar Merbau	Indonesia	3.5260	98.8984	PO1000004944

Parent Company Name	Mill Name	Country	Latitude	Longitude	UML
Perkebunan Nusantara II	Sawit Hulu	Indonesia	3.8431	98.233	PO1000004545
Perkebunan Nusantara II	Sawit Seberang	Indonesia	3.7996	98.2771	PO1000004540
Perkebunan Nusantara III	Aek Nabara Selatan	Indonesia	2.058	99.9552	PO1000001564
Perkebunan Nusantara III	Aek Raso	Indonesia	1.7038	100.1722	PO1000001566
Perkebunan Nusantara III	Aek Torop	Indonesia	1.7927	100.1558	PO1000001565
Perkebunan Nusantara III	Hapesong	Indonesia	1.4519	99.0684	PO1000006264
Perkebunan Nusantara III	Rambutan	Indonesia	3.3510	99.1697	PO1000004342
Perkebunan Nusantara III	Sei Baruhur	Indonesia	1.6884	100.2857	PO1000001784
Perkebunan Nusantara III	Sei Daun	Indonesia	1.6758	100.3232	PO1000004477
Perkebunan Nusantara III	Sei Mangkei	Indonesia	3.13077	99.34386	PO1000000879
Perkebunan Nusantara III	Sei Meranti	Indonesia	1.6433	100.4176	PO1000004927
Perkebunan Nusantara III	Sei Silau	Indonesia	2.9020	99.5094	PO1000004948
Perkebunan Nusantara III	Sisumut	Indonesia	1.9640	100.1081	PO1000003112
Perkebunan Nusantara III	Torgamba	Indonesia	1.7092	100.2890	PO1000004929
Perkebunan Nusantara IV	Adolina	Indonesia	3.5685	98.9480	PO1000004497
Perkebunan Nusantara IV	Air Batu	Indonesia	2.8597	99.6383	PO1000004280
Perkebunan Nusantara IV	Ajamu-I	Indonesia	2.4571	100.1606	PO1000004202
Perkebunan Nusantara IV	Bah Jambi	Indonesia	2.9863	99.2202	PO1000004181
Perkebunan Nusantara IV	Berangir	Indonesia	2.2247	99.7602	PO1000004134
Perkebunan Nusantara IV	Dolok Ilir	Indonesia	3.1204	99.1590	PO1000002539
Perkebunan Nusantara IV	Dolok Sinumbah	Indonesia	3.1129	99.3273	PO1000005868
Perkebunan Nusantara IV	Gunung Bayu	Indonesia	3.1447	99.3734	PO1000003210
Perkebunan Nusantara IV	Mayang	Indonesia	3.0332	99.3334	PO1000004281
Perkebunan Nusantara IV	Mayang	Indonesia	3.0332	99.3334	PO1000004281
Perkebunan Nusantara IV	Pabatu	Indonesia	3.2861	99.1091	PO1000002520
Perkebunan Nusantara IV	Pasir Mandoge	Indonesia	2.7679	99.3169	PO1000004277
Perkebunan Nusantara IV	Pulau Raja	Indonesia	2.7019	99.6239	PO1000002335
Perkebunan Nusantara IV	Sosa	Indonesia	1.0489	100.0122	PO1000004428
Perkebunan Nusantara IV	Sungai Langkat	Indonesia	3.7003	98.292	PO1000004524
Perkebunan Nusantara IV	Timur	Indonesia	0.3671	99.3076	PO1000004331
Perkebunan Nusantara IV	Tinjowan	Indonesia	3.0800	99.5127	PO1000004208
Perkebunan Nusantara V	Lubuk Dalam	Indonesia	0.6299	101.7795	PO1000004219
Perkebunan Nusantara V	Sei Buatan	Indonesia	0.6539	101.8648	PO1000004225
Perkebunan Nusantara V	Sei Garo	Indonesia	0.6440	101.1097	PO1000007605
Perkebunan Nusantara V	Sei Intan	Indonesia	0.7838	100.6116	PO1000006147
Perkebunan Nusantara V	Sei Rokan	Indonesia	0.7257	100.5789	PO1000005128
Perkebunan Nusantara V	Sei Tapung	Indonesia	0.5989	100.6189	PO1000008074
Perkebunan Nusantara V	Sungai Galuh	Indonesia	0.5469	101.2291	PO1000007604

Parent Company Name	Mill Name	Country	Latitude	Longitude	UML
Perkebunan Nusantara V	Sungai Galuh	Indonesia	0.5469	101.2291	PO1000007604
Perkebunan Nusantara V	Sungai Pagar	Indonesia	0.3260	101.3525	PO1000006159
Perkebunan Nusantara V	Tanah Putih	Indonesia	1.74	100.51	PO1000004268
Perkebunan Nusantara V	Tandun	Indonesia	0.5991	100.6928	PO1000004402
Perkebunan Nusantara V	Tanjung Medang	Indonesia	1.5845	100.589	PO1000008529
Perkebunan Nusantara V	Terantam	Indonesia	0.5788	100.7508	PO1000004206
Perkebunan Nusantara VI	Aur Gading	Indonesia	-1.8627	103.0207	PO1000007619
Perkebunan Nusantara VI	Ophir	Indonesia	0.0140	99.8369	PO1000004863
Perkebunan Nusantara VI	Rimbu Dua	Indonesia	-1.3777	102.1677	PO1000005442
Perkebunan Nusantara VI	Solok Selatan	Indonesia	-1.3927	101.4785	PO1000004855
Perkebunan Nusantara XIII	Kebun Gunung Meliau	Indonesia	-0.1068	110.2927	PO1000004350
Perkebunan Nusantara XIII	Long Pinang	Indonesia	-1.9292	116.1243	PO1000008578
Perkebunan Nusantara XIII	Ngabang	Indonesia	0.3436	109.9386	PO1000008210
Perkebunan Nusantara XIII	Parindu	Indonesia	0.2505	110.3038	PO1000008159
Perkebunan Nusantara XIII	Pelaihari	Indonesia	-3.7254	114.7862	PO1000004066
Perkebunan Pelalu Raya	Perkebunan Pelalu Raya	Indonesia	-0.1004	100.049	PO1000004349
Perkebunan Pertanian Pati Sari	Pati Sari	Indonesia	4.0885	97.96091	PO1000004302
Permata Citra Rangau	Permata Citra Rangau	Indonesia	1.2504	101.2504	PO1000008282
Permata Hijau Group	Pelita Agung Agrindustri	Indonesia	1.4275	101.1876	PO1000011184
Permata Hijau Sarana	Seraras	Indonesia	0.0446	111.0251	PO1000007587
Permata Hijau Sawit	Permata Hijau Sawit	Indonesia	1.0662	100.0704	PO1000004244
Permata Nusa Sejati	Permata Nusa Sejati	Indonesia	4.1737	117.4443	PO1000010069
Permata Subur Lestari	Permata Subur Lestari	Indonesia	0.0278	111.4334	PO1000008608
Persada Agro Sawita	Persada Agro Sawita	Indonesia	-0.4112	102.3595	PO1000006176
Persada Alam Jaya	Persada Alam Jaya	Indonesia	-1.0438	102.8872	PO1000008618
Persada Harapan Kahuripan	Rengas	Indonesia	-1.5953	102.7200	PO1000008397
Persada Nusa Nabati Indonesia	Persada Nusa Nabati Indonesia	Indonesia	0.6485	101.4850	PO1000006153
Pertubuhan Peladang Negeri Johor (PPNJ)	Ppnj Bukit Bujang	Malaysia	2.7998	102.7584	PO1000003861
Pertubuhan Peladang Negeri Johor (PPNJ)	Ppnj Kahang	Malaysia	2.1714	103.4796	PO1000003862
Pertubuhan Peladang Negeri Perak (PPNP)	Pertubuhan Peladang Negeri Perak (Ppnp)	Malaysia	4.4583	100.7704	PO1000009568
Perusahaan Minyak Sawit Bintang Sdn Bhd	Bintang Palm Oil Mill	Malaysia	2.1574	103.1234	PO1000003863
Perusahaan Perkebunan & Dagang Indah Pontjan	Deli Muda	Indonesia	3.5642	99.0161	PO1000004294
Pesonalintas Surasejati	Safir	Indonesia	-2.6269	116.158	PO1000006230
Petsrivichai Enterprise	New Biodiesel Co., Ltd.	Thailand	9.3255	99.1099	NA

Parent Company Name	Mill Name	Country	Latitude	Longitude	UML
Ph Palm Express Sdn Bhd	Fruit Express	Malaysia	1.5974	104.2133	PO1000006261
Pinehill Plantations (Malaysia) Sdn Bhd	Pinehill	Malaysia	3.9699	101.0966	PO1000003864
Pitas Palm Oil Mill Sdn Bhd	Pitas	Malaysia	6.6752	116.9600	PO1000003854
Pola Kahuripan Inti Sawit	Kintap	Indonesia	-3.8104	115.1729	PO1000006244
Poligrow Colombia Ltda	Poligrow Colombia Ltda	Colombia	3.0128	-72.203	PO1000010169
Poliplant Sejahtera	Siriham	Indonesia	-2.2837	110.8682	PO1000004158
Prima Mas Lestari	Prima Mas Lestari	Indonesia	-1.7071	102.1607	PO1000010052
Prima Mitrajaya Mandiri	Benua Puhun	Indonesia	-0.2977	116.7636	PO1000001488
Prima Sauhur Lestari	Prima Sauhur Lestari	Indonesia	3.0830	99.30181	PO1000004213
Primaluck (M) Sdn Bhd	Primaluck	Malaysia	4.3068	114.0973	PO1000008295
Primanusa Global Lestari	Primanusa Global Lestari	Indonesia	-1.9897	119.3202	PO1000010010
Produk Sawitindo Jambi	Pelabuhan Dagang	Indonesia	-1.1391	103.0736	PO1000004439
Prosper Group	Merchong Palm Oil Mill	Malaysia	2.8035	103.3062	PO1000011183
Prosper Palm Oil Mill Sdn Bhd	Prosper	Malaysia	2.8907	102.5220	PO1000003872
Prosperous Sebatik Sdn Bhd	Prosperous Sebatik	Malaysia	4.18921	117.7876	PO1000003917
Pss Oil Mill Sdn Bhd	PSS	Malaysia	3.39676	113.2877	PO1000003875
PT Borneo Bhakti Sejahtera	PT Borneo Bhakti Sejahtera	Indonesia	0.4954	115.3665	PO1000011307
PT Bumi Mas Agro (Mp Evans)	PT Bumi Mas Agro	Indonesia	0.8844	118.4026	PO1000014170
PT Citra Agro Kencana	Citra Agro Kencana Mill	Indonesia	-0.4722	115.5933	PO1000012846
PT Hanusentra Agro Lestari	PT Hanusentra Agro Lestari	Indonesia	1.1776	117.9021	PO1000011306
PT Langkat Nusantara Kepong	Tanjung Keliling Palm Oil Mill	Indonesia	3.5112	98.3058	PO1000008641
PT Perkebunan Nusantara Xiii	PKS Pumahan	Indonesia	-2.6867	116.2034	PO1000014165
PT Setia Agrindo Mandiri	Setia Agrindo Mandiri Mill	Indonesia	-0.4336	102.9660	PO1000012843
PT. Dharma Satya Nusantara	PT Dharma Intisawti Nugraha (Pks11)	Indonesia	1.2557	116.8822	PO1000014618
PT. Menara Sentra Rejeki (Msr)	PT Menara Sentra Rejeki (Msr)	Indonesia	-2.0019	103.6834	PO1000015296
Pucuk Jaya	Pucuk Jaya	Indonesia	-2.2329	116.0488	PO1000004934
Pujaan Makmur Oil Mill Sdn Bhd	Pujaan Makmur	Malaysia	3.1817	102.4588	PO1000006211
QI Plantation Sdn Bhd	QI Mill 1	Malaysia	4.4764	118.198	PO1000003876
R.H. Plantations Sdn Bhd	Rhp	Malaysia	3.7750	114.104	PO1000003882
Rakyat Ketengah Perwira Sdn Bhd	Rakyat Ketengah Perwira	Malaysia	4.1191	103.2035	PO1000003878
Ramajaya Pramukti	Ramarama	Indonesia	0.5334	101.0763	PO1000001062
Ramu Agri Industries	Gusap	Papua New Guinea	-6.0737	145.9845	PO1000000102

Parent Company Name	Mill Name	Country	Latitude	Longitude	UML
Raub Mining & Development Company Sdn Bhd	Raub	Malaysia	3.84332	101.8554	PO1000007577
Raya Padang Langkat	Raya Padang Langkat	Indonesia	3.9464	98.3661	PO1000004550
Reforestadora De Palma Del Peten S.A. (Repsa)	Repsa I	Guatemala	16.1186	-90.0718	PO1000003998
Reforestadora De Palma Del Peten S.A. (Repsa)	Repsa li	Guatemala	16.1397	-90.1658	PO1000004002
Regional Harvest Sdn Bhd	Dumpas	Malaysia	4.5349	117.7051	PO1000003880
Retus Plantation Sdn Bhd	Retus	Malaysia	2.4655	111.9312	PO1000003943
Rh Selangau Palm Oil Mill Sdn Bhd	Rh Selangau	Malaysia	2.5848	112.3345	PO1000003883
Riau Kampar Sahabat Sejati	Sukaramai	Indonesia	0.6588	100.8966	PO1000006152
Rigunas Agri Utama	Bungo Tebo	Indonesia	-1.3465	102.4563	PO1000002913
Rimba Mujur Mahkota	Sikarakara	Indonesia	0.6720	99.092	PO1000001960
Rimbo Panjang Sumber Makmur	Rimbo Panjang Sumber Makmur	Indonesia	-0.0270	100.0029	PO1000007589
Rinwood Pelita (Mukah) Plantation Sdn Bhd	Rinwood Pelita	Malaysia	2.8737	112.2445	PO1000004799
Risda Estates Sdn Bhd	Risda Durian Mas	Malaysia	4.5950	103.2028	PO1000006353
Risda Estates Sdn Bhd	Risda Sg Ambat	Malaysia	2.1947	103.8779	PO1000003749
Risda Estates Sdn Bhd	Risda Ulu Keratong	Malaysia	2.7374	102.9105	PO1000003750
Rohul Sawit Industri	Sukadamai	Indonesia	0.6832	100.5292	PO1000004410
Rompin Palm Oil Mill Sdn Bhd	Rompin	Malaysia	3.0772	103.1747	PO1000003873
Rsb Lundu Palm Oil Mill Sdn Bhd	Lundu	Malaysia	1.5092	109.906	PO1000004798
Rsb Palm Oil Mill Sdn Bhd	Rsb	Malaysia	3.66554	114.017	PO1000008399
Sago	Anggoli	Indonesia	1.5386	98.9846	PO1000010811
Sago Nauli	Sago Nauli Sinunukan	Indonesia	0.4695	99.22265	PO1000004387
Sahabat Mewah & Makmur	Jangkang	Indonesia	-2.9969	107.8766	PO1000000531
Sajang Heulang	Mustika	Indonesia	-3.4886	115.7386	PO1000000829
Salcra	Lubok Antu 2	Malaysia	1.3302	111.451	PO1000011173
Sandika Natapalma	Lembiru	Indonesia	-2.17	110.6677	PO1000001867
Sanling Sawit Sejatera	Sanling Sawit Sejatera	Indonesia	-0.3791	102.1636	PO1000012845
Santa Rosa S.A.	Santa Rosa I	Guatemala	14.2186	-91.3984	PO1000006138
Sapta Sentosa Jaya Abadi	Sapta Sentosa Jaya Abadi	Indonesia	-2.3856	101.1627	PO1000004188
Sarana Esa Cita	Sarana Esa Cita	Indonesia	1.358	109.3836	PO1000007673
Saraswanti Sawit Makmur	Saraswanti Sawit Makmur	Indonesia	-2.2669	116.015	PO1000006226
Saratok Palm Oil Mill Sdn Bhd	Saratok	Malaysia	1.7125	111.4300	PO1000004833
Sarawak Oil Palms Bhd	Galasah	Malaysia	3.6110	113.6613	PO1000003889
Sarawak Oil Palms Bhd	Lambir	Malaysia	4.1292	113.9850	PO1000010068

Parent Company Name	Mill Name	Country	Latitude	Longitude	UML
Sarawak Plantation Agriculture Development (Spad) Sdn Bhd	Mukah Mill	Malaysia	2.6508	112.3300	PO1000003897
Sarawak Plantation Agriculture Development (Spad) Sdn Bhd	Niah	Malaysia	3.8741	113.8613	PO1000003898
Saremas Sdn Bhd	Saremas 1	Malaysia	3.5249	113.7444	PO1000000091
Saremas Sdn Bhd	Saremas 2	Malaysia	3.4504	113.7655	PO1000000093
Sari Aditya Loka	Sari Aditya Loka 1	Indonesia	-1.9578	102.3726	PO1000004505
Sari Aditya Loka	Sari Aditya Loka 2	Indonesia	-1.6512	102.3081	PO1000008403
Sari Buah Sawit	Sari Buah Sawit	Indonesia	-0.0496	99.8831	PO1000007594
Sari Lembah Subur	Sari Lembah Subur 1	Indonesia	-0.051	102.252	PO1000004935
Sari Lembah Subur	Sari Lembah Subur 2	Indonesia	-0.0020	102.1964	PO1000007596
Sasmita Bumi Wijaya	Sasmita Bumi Wijaya	Indonesia	0.3031	110.3012	PO1000008566
Satria Multi Sukses	Satria Multi Sukses	Indonesia	0.2214	109.5311	PO1000004364
Satya Kisma Usaha	Sungai Bengkal	Indonesia	-1.5905	102.61	PO1000001722
Sawindo Kencana	Sawindo Kencana	Indonesia	-2.076	105.6479	PO1000004516
Sawit Anugerah Sejahtera	Sawit Anugerah Sejahtera	Indonesia	1.1516	101.2767	PO1000004441
Sawit Asahan Indah	Sawit Asahan Indah	Indonesia	0.7613	100.519	PO1000004417
Sawit Asahan Tetap Utuh	Sawit Asahan Tetap Utuh	Indonesia	2.7668	99.6148	PO1000008190
Sawit Inti Raya	Sawit Inti Raya	Indonesia	-0.4557	102.1689	PO1000012844
Sawit Jaya Makmur Sentosa	Sawit Jaya Makmur Sentosa	Indonesia	4.0170	98.2124	PO1000004558
Sawit Jaya Mandiri Lestari	Sawit Jaya Mandiri Lestari	Indonesia	-0.4428	102.2563	PO1000011911
Sawit Jujuhan Abadi	Sawit Jujuhan Abadi	Indonesia	-1.2420	101.7461	PO1000007600
Sawit Kinabalu Sdn Bhd	Apas Balung	Malaysia	4.3717	118.1014	PO1000003726
Sawit Kinabalu Sdn Bhd	Langkon	Malaysia	6.5717	116.7083	PO1000003728
Sawit Kinabalu Sdn Bhd	Lumadan	Malaysia	5.2560	115.6562	PO1000003729
Sawit Kinabalu Sdn Bhd	Sandau	Malaysia	5.2043	118.1341	PO1000003732
Sawit Kinabalu Sdn Bhd	Sebrang	Malaysia	4.9897	118.5551	PO1000003733
Sawit Kinabalu Sdn Bhd	Sepagaya	Malaysia	5.6338	118.1249	PO1000003795
Sawit Kinabalu Sdn Bhd	Serudung	Malaysia	4.3576	117.3590	PO1000003731
Sawit Makmur Perkasa	Sawit Makmur Perkasa	Indonesia	-0.7118	101.3251	PO1000015871
Sawit Mas Makmur	Sawit Mas Makmur	Indonesia	3.3525	99.2378	NA
Sawit Mas Sejahtera	Pangkalan Panji	Indonesia	-2.9485	104.4665	PO1000001612
Sawit Mas Sejahtera	Sungai Kikim	Indonesia	-3.6330	103.219	PO1000004068
Sawit Riau Makmur	Teluk Mega	Indonesia	1.5337	100.9928	PO1000004263
Sawit Sukses Sejahtera	Sawit Sukses Sejahtera	Indonesia	0.4197	116.49	PO1000006156
Sawita Pasaman Jaya	Sawita Pasaman Jaya	Indonesia	0.3246	99.4522	PO1000008206
Sawita Unggul Jaya	Sawitta Unggul Jaya	Indonesia	2.3334	100.0994	PO1000004173
Seatex Development Sdn Bhd	Hass Pom	Malaysia	3.5388	113.8997	PO1000008241

Parent Company Name	Mill Name	Country	Latitude	Longitude	UML
Sebakis Inti Lestari	Sebakis Inti Lestari	Indonesia	4.0051	117.2545	PO1000004555
Sebanga Multi Sawit	Sebanga Multi Sawit	Indonesia	1.2559	101.2886	PO1000007595
Sekarbumi Alamlestari	Tapung Kanan	Indonesia	0.7572	101.2197	PO1000000638
Selapan Jaya	Selapan Jaya	Indonesia	-3.7076	105.0970	PO1000005580
Selaras Mitra Sarimba	Giri Purno	Indonesia	-1.4064	102.2655	PO1000011992
Semunai Sawit Perkasa	Pangkalan Libut	Indonesia	1.0588	101.2703	NA
Semunai Sawit Perkasa	Semunai Sawit Perkasa	Indonesia	1.1635	101.2782	PO1000008278
Sentosa Bumi Wijaya	Benkayang	Indonesia	1.0442	109.5795	PO1000007609
Sentosa Kalimantan Jaya	Sentosa Kalimantan Jaya	Indonesia	2.3401	118.0618	PO1000008656
Sentosa Prima Agro	Bukit Belaban Jaya	Indonesia	-1.7511	110.4914	PO1000009566
Seong Thye Plantations Sdn Bhd	Ladang Padang Kahang	Malaysia	2.3096	103.5292	PO1000003890
Seong Thye Plantations Sdn Bhd	Ladang Rompin	Malaysia	2.939	103.2438	PO1000004835
Sepanjang Intisurya Mulia	Mulia	Indonesia	-1.3827	110.4795	PO1000004458
Serba Huta Jaya	Serba Huta Jaya	Indonesia	2.2228	99.9346	PO1000004137
Seri Langat Palm Oil Mill Sdn Bhd	Seri Langat	Malaysia	2.8637	101.5128	PO1000007612
Seri Morib Palm Oil Mill Sdn Bhd	Seri Morib	Malaysia	2.7213	101.4912	PO1000008191
Seri Ulu Langat Palm Oil Mill Sdn Bhd	Seri Ulu Langat	Malaysia	2.8516	101.6501	PO1000008195
Serian Palm Oil Mill Sdn Bhd	Serian	Malaysia	0.9561	110.6226	PO1000003887
Setia Kawan Kilang Kelapa Sawit Sdn Bhd	Setia Kawan	Malaysia	5.4412	100.6274	PO1000003891
Sewangi Sejati Luhur	Prima Sauhur Lestari Pom	Indonesia	0.7143	100.9283	PO1000004411
Siang	Kilang Kelapa Sawit Ladang Siang	Malaysia	1.6336	104.2188	PO1000003814
Sime Darby Plantation Bhd	Binuang (Sou 28)	Malaysia	4.7044	118.0601	PO1000000063
Sime Darby Plantation Bhd	Bukit Benut (Sou 22)	Malaysia	1.9311	103.3473	PO1000000194
Sime Darby Plantation Bhd	Bukit Kerayong (Sou 7)	Malaysia	3.1868	101.3748	PO1000000155
Sime Darby Plantation Bhd	Bukit Puteri (Sou 10)	Malaysia	4.2026	101.8626	PO1000000192
Sime Darby Plantation Bhd	Chaah (Sou 20)	Malaysia	2.1487	102.9739	PO1000000190
Sime Darby Plantation Bhd	Chersonese (Sou 2)	Malaysia	4.9784	100.4619	PO1000000302
Sime Darby Plantation Bhd	Diamond Jubilee (Sou 18)	Malaysia	2.3242	102.4828	PO1000000187
Sime Darby Plantation Bhd	East (Sou 8)	Malaysia	2.8833	101.4361	PO1000000097
Sime Darby Plantation Bhd	Elphil (Sou 3)	Malaysia	4.8905	101.0930	PO1000000191
Sime Darby Plantation Bhd	Flemington (Sou 4)	Malaysia	3.9280	100.8572	PO1000000294
Sime Darby Plantation Bhd	Giram (Sou 29)	Malaysia	4.5867	118.1939	PO1000000182
Sime Darby Plantation Bhd	Gunung Mas (Sou 21)	Malaysia	2.2435	103.1379	PO1000000183
Sime Darby Plantation Bhd	Hadapan (Sou 24)	Malaysia	1.7621	103.4486	PO1000000301

Parent Company Name	Mill Name	Country	Latitude	Longitude	UML
Sime Darby Plantation Bhd	Jabor (Sou 12)	Malaysia	3.9608	103.3088	PO1000000156
Sime Darby Plantation Bhd	Kempas (Sou 17)	Malaysia	2.2435	102.4813	PO1000000347
Sime Darby Plantation Bhd	Kerdau (Sou 11)	Malaysia	3.5694	102.2783	PO1000000295
Sime Darby Plantation Bhd	Kok Foh (Sou 16)	Malaysia	2.7846	102.5041	PO1000000296
Sime Darby Plantation Bhd	Labu (Sou 13)	Malaysia	2.7488	101.8045	PO1000000297
Sime Darby Plantation Bhd	Melalap (Sou 27)	Malaysia	5.2307	115.9862	PO1000000300
Sime Darby Plantation Bhd	Merotai (Sou 30)	Malaysia	4.3693	117.8329	PO1000000064
Sime Darby Plantation Bhd	Pagoh (Sou 19)	Malaysia	2.0774	102.7185	PO1000001031
Sime Darby Plantation Bhd	Sandakan Bay (Sou 26)	Malaysia	5.6413	118.1668	PO1000000065
Sime Darby Plantation Bhd	Selaba (Sou 5)	Malaysia	3.98897	101.0812	PO1000000195
Sime Darby Plantation Bhd	Seri Intan (Sou 5)	Malaysia	3.9692	100.9855	PO1000000193
Sime Darby Plantation Bhd	Sua Betong (Sou 15)	Malaysia	2.5283	101.8952	PO1000000298
Sime Darby Plantation Bhd	Sungai Dingin (Sou 1)	Malaysia	5.3943	100.7111	PO1000000104
Sime Darby Plantation Bhd	Tanah Merah (Sou 14)	Malaysia	2.6552	101.7927	PO1000000098
Sime Darby Plantation Bhd	Tennamaram (Sou 6)	Malaysia	3.3956	101.4176	PO1000000157
Sime Darby Plantation Bhd	Ulu Remis (Sou 23)	Malaysia	1.8344	103.4625	PO1000000307
Sime Darby Plantation Bhd	West (Sou 9)	Malaysia	2.905	101.3613	PO1000000103
Sime Indo Agro	Bukit Ajong	Indonesia	0.2689	110.4828	PO1000000107
Simpang Kanan Lestarindo	Simpang Kanan Lestarindo	Indonesia	1.8514	100.2955	PO1000004495
Sin Huat Hin	Sin Huat Hin Palm Oil Mill (Kuala Selangor) Sdn Bhd	Malaysia	3.3446	101.2916	PO1000007536
Sinar Agro Raya	Sinar Agro Raya	Indonesia	0.4199	101.7563	PO1000007437
Sinar Dinamika Kapuas	Sinar Dinamika Kapuas	Indonesia	-0.3091	111.5967	PO1000004136
Sinar Halomoan	Sinar Halomoan	Indonesia	1.0617	99.8343	PO1000007441
Sinar Utama Nabati	Sinar Utama Nabati	Indonesia	-0.3919	101.417	PO1000010074
Sinarlika Portibijaya Plantation	Portibi	Indonesia	1.4282	99.7237	PO1000004462
Sindora Bhd	Sindora	Malaysia	1.9853	103.4623	PO1000001264
Sindora Seraya	Sindora Seraya	Indonesia	1.8913	100.9526	PO1000011478
Sinergi Agro Industri	Sinergi Agro Industri	Indonesia	0.9039	118.4248	PO1000008577
Singkil Sejahtera Makmur	Singkil Sejahtera Makmur	Indonesia	2.4622	98.02821	PO1000010059
Sintang Agro Mandiri	Simba	Indonesia	0.1411	111.485	PO1000008148
Siringo-Ringo	Siringo Ringo	Indonesia	2.1	99.77	PO1000001529
Socfin Indonesia	Aek Loba	Indonesia	2.6513	99.61777	PO1000001252
Socfin Indonesia	Bangun Bandar Mill	Indonesia	3.3316	99.0433	PO1000000451
Socfin Indonesia	Lae Butar	Indonesia	2.3911	97.9566	PO1000001775
Socfin Indonesia	Mata Pao Mill	Indonesia	3.5308	99.0919	PO1000001256
Socfin Indonesia	Negeri Lama	Indonesia	2.3172	100.0701	PO1000001250
Socfin Indonesia	Seumanyam	Indonesia	3.9652	96.5652	PO1000001777
Socfin Indonesia	Seunagan	Indonesia	4.06	96.2622	PO1000001774

Parent Company Name	Mill Name	Country	Latitude	Longitude	UML
Socfin Indonesia	Sungai Liput	Indonesia	4.2319	98.0594	PO1000001251
Socfin Indonesia	Tanah Gambus	Indonesia	3.2041	99.4038	PO1000000352
Solatam, S.A.	Benificio Altagracia	Guatemala	15.7138	-89.0636	NA
Solid Oil Palm Plantation Sdn Bhd	Solid	Malaysia	3.73694	113.5903	PO1000003893
Solid Orient Holdings Sdn Bhd	Solid Orient	Malaysia	5.5699	100.6992	PO1000003892
Sontang Sawit Permai	Sontang Sawit Permai	Indonesia	1.1255	100.8494	PO1000008277
Southern Keratong Plantations Sdn Bhd	Bukit Berembun	Malaysia	3.0754	102.7661	PO1000003895
Southern Perak Plantations Sdn Bhd	Southern Perak	Malaysia	3.8068	101.0293	PO1000003896
Southern Realty (Malaya) Sdn Bhd	Fermanagh	Malaysia	2.6500	101.6586	PO1000007505
Southern Realty (Malaya) Sdn Bhd	Golconda	Malaysia	3.1394	101.3879	PO1000006213
Southwind Plantation Sdn Bhd	Southwind	Malaysia	3.6381	113.5027	PO1000004840
Sri Ganda Oil Mill Sdn Bhd	Sri Ganda	Malaysia	3.9131	101.1987	PO1000003877
Sri Ganda Oil Mill Sdn Bhd	Sri Ganda Oil Mill Sdn Bhd	Malaysia	4.15411	101.1465	PO1000008261
Sri Senggora Kilang Kelapa Sawit Sdn Bhd	Sri Senggora	Malaysia	3.6037	102.9176	PO1000006199
Srijaroen Palm Oil Co.,Ltd	Srijaroen Palm Oil Co.,Ltd.	Thailand	8.2906	99.0551	PO1000002490
Srirejeki Putra Mandiri	Srirejeki Putra Mandiri	Indonesia	-2.6862	116.2032	NA
St Palm Oil Mill Sdn Bhd	St Palm Oil Mill	Malaysia	3.8342	101.1745	PO1000003900
Subur Arum Makmur	Subur Arum Makmur I	Indonesia	0.8193	100.8875	PO1000004231
Subur Arum Makmur	Subur Arum Makmur li	Indonesia	0.9783	100.7826	PO1000007052
Suburban Properties Sdn Bhd	Suburban Properties	Malaysia	2.7489	102.9892	PO1000003901
Suburmas Plantations Sdn Bhd	Suburmas	Malaysia	3.5252	113.3575	PO1000003866
Sukajadi Sawit Mekar	Sukajadi Sawit Mekar 1	Indonesia	-2.3811	112.5397	PO1000000106
Sukajadi Sawit Mekar	Sukajadi Sawit Mekar 2	Indonesia	-2.3702	112.6026	PO1000000134
Sukau Palm Oil Mill Sdn Bhd	Sukau	Malaysia	5.5684	118.2056	PO1000003841
Sukses Gemilang Palembang	Sukses Gemilang Palembang	Indonesia	-2.2676	102.5471	PO1000010006
Sumatera Makmur Lestari	Sumatera Makmur Lestari*	Indonesia	-0.662	102.345	PO1000006184
Sumber Adinusa Lestari	Sumber Adinusa Lestari	Indonesia	-2.2040	111.4794	PO1000008182
Sumber Alam Makmur Sentosa	Muara Dilam	Indonesia	0.9594	100.7237	PO1000004424
Sumber Bunga Sawit Lestari	Babulu	Indonesia	-1.4923	116.4443	PO1000008208
Sumber Indah Perkasa	Sungai Buaya	Indonesia	-4.1286	105.4388	PO1000001342
Sumber Indah Perkasa	Sungai Merah	Indonesia	-4.2184	105.5887	PO1000001343
Sumber Sawit Makmur	Paya Pinang	Indonesia	3.2704	99.2477	PO1000004314
Sungai Bahar Pasifik Utama	Sungai Bahar Pasifik Utama	Indonesia	-1.5362	103.6305	PO1000004468

Parent Company Name	Mill Name	Country	Latitude	Longitude	UML
Sungai Burung Industries Sdn Bhd	Sungai Burung	Malaysia	4.4042	118.1378	PO1000003918
Sungai Kerang Development Sdn Bhd	Sungai Kerang	Malaysia	4.4034	100.8359	PO1000003902
Sungai Rangit	Sungai Rangit	Indonesia	-2.6289	111.2579	PO1000004226
Sungai Ruku Oil Palm Plantation Sdn Bhd	Sungai Ruku	Malaysia	5.5636	117.9002	PO1000003856
Sungai Sugut	Sungai Sugut	Malaysia	5.8537	117.3223	PO1000010813
Sungei Kahang Palm Oil Sdn Bhd	Sungei Kahang	Malaysia	2.2318	103.5260	PO1000003888
Surya Agrolika Reksa	Surya Agrolika Reksa	Indonesia	-0.1369	101.3908	PO1000004358
Surya Agrolika Reksa	Surya Agrolika Reksa 2	Indonesia	-0.2056	101.3189	PO1000007629
Surya Bratasena Plantation	Sei Nilo	Indonesia	0.1510	101.9750	PO1000004159
Surya Gemilang Agro Mandiri	Surya Gemilang Agro Mandiri	Indonesia	-1.2712	103.8144	PO1000007469
Surya Intisari Raya	Surya Intisari Raya	Indonesia	0.6295	101.5685	PO1000004216
Surya Sawit Mandiri	Surya Sawit Mandiri	Indonesia	0.634	100.601	NA
Surya Sawit Sejahtera	Surya Sawit Sejahtera	Indonesia	-2.5976	120.5672	PO1000011557
Surya Sumber Sawit Abadi	Surya Sumber Sawit Abadi	Indonesia	-1.4711	102.6209	PO1000010015
Surya Utama Agrolestari	Surya Utama Agrolestari	Indonesia	-1.805	103.4305	PO1000006212
Surya Utama Nabati	Surya Utama Nabati	Indonesia	-4.1888	105.2205	PO1000004063
Suryabumi Tunggal Perkasa	Batu Bulan	Indonesia	-3.3371	115.771	PO1000004070
Suryaindah Nusantara Pagi	Surya Indah Nusantara Pagi	Indonesia	-2.255	111.976	PO1000005203
Suryaraya Lestari	Suryaraya Lestari 1	Indonesia	-1.6937	119.3616	PO1000004481
Swadaya Mukti Prakarsa	Swadaya Mukti Prakarsa	Indonesia	-1.0828	110.3834	PO1000004436
Swakarsa Sawit Raya	Swakarsa Sawit Raya	Indonesia	-0.4891	102.479	PO1000004130
Swarna Nusa Sentosa	Swarna Nusa Sentosa	Indonesia	-2.4825	106.0767	PO1000004084
Swastisiddhi Amagra	Binabaru	Indonesia	0.2089	101.2760	PO1000004360
Syarikat Cahaya Muda Perak (Oil Mill) Sdn Bhd	Cahaya Muda Perak	Malaysia	4.1609	101.2829	PO1000003905
Syarikat Kretam Mill Sdn Bhd	Kretam	Malaysia	5.6571	117.8375	PO1000003496
Syarikat Ladang Sungai Terah Sdn Bhd	Kilang Sawit Sungai Terah	Malaysia	4.9778	101.9550	PO1000003903
Syarikat Peladang & Perusahaan Minyak Sdn Bhd	Syarikat Peladang & Perusahaan Minyak	Malaysia	3.9796	100.9905	PO1000003906
Syarikat Penanaman Bukit Senorang Sdn Bhd	Bukit Senorang	Malaysia	3.0974	102.4266	PO1000003950
Syarikat Perusahaan Kelapa Sawit Sdn Bhd	Syarikat Perusahaan Kelapa Sawit	Malaysia	2.1669	103.0584	PO1000003721
Syarikat Pukin Ladang Kelapa Sawit Sdn Bhd	Pukin	Malaysia	2.7223	102.911	PO1000000199

Parent Company Name	Mill Name	Country	Latitude	Longitude	UML
Syarimo Sdn Bhd	Syarimo	Malaysia	5.3340	117.7813	PO1000000540
Taclico Company Sdn Bhd	Taclico	Malaysia	5.5075	100.5995	PO1000003909
Taclico Company Sdn Bhd	Tanjung Panjang	Malaysia	5.6443	118.3330	PO1000003912
Tagar Properties Sdn Bhd	Tagar	Malaysia	3.43592	101.4740	PO1000007472
Talang Jerinjing Sawit	Talang Jerinjing Palm	Indonesia	-0.4631	102.4672	PO1000006181
Tamaco Graha Krida	Ungkaya	Indonesia	-2.2227	121.5636	PO1000000331
Tamaco Oil Mill Sdn Bhd	Tamaco 1	Malaysia	5.244	118.326	PO1000003910
Tamaco Oil Mill Sdn Bhd	Tamaco 2	Malaysia	5.1540	118.2284	PO1000003911
Tamora Agro Lestari	Tamora Agro Lestari	Indonesia	-0.5304	101.4171	PO1000004395
Tanah Makmur Bhd	Sri Jelutung	Malaysia	3.3515	103.1278	PO1000003899
Taner R&D Palm Oil Mill Sdn Bhd	Taner R&D	Malaysia	5.2546	116.0085	PO1000008305
Tanjung Buyu Perkasa Plantation	Tanjung Buyu Perkasa Plantation	Indonesia	1.5137	118.2657	PO1000004467
Tapien Nadenggan	Hanau	Indonesia	-2.3639	112.1096	PO1000001154
Tapien Nadenggan	Semilar	Indonesia	-2.2481	112.3404	PO1000001156
Tari Agro Nabati	Tari Agro Nabati	Indonesia	2.3969	99.6952	PO1000015872
Tasik Raja	Tasik Raja	Indonesia	1.6696	100.1615	PO1000004476
Tasma Puja	Batang Cenaku	Indonesia	-0.8146	102.19	PO1000007641
Tasma Puja	Sei Kuamang	Indonesia	0.2750	101.2193	PO1000004370
Tayan Bukit Sawit	Tayan Bukit Sawit	Indonesia	0.5434	110.4238	PO1000008230
Tbs Oil Mill Sdn Bhd	Tbs Oil Mill	Malaysia	2.0072	111.3521	PO1000010946
Tdm Plantation Sdn Bhd	Kemaman	Malaysia	4.403	103.248	PO1000001053
Tdm Plantation Sdn Bhd	Sungai Tong Palm Oil Mill	Malaysia	5.308	102.9104	PO1000001113
Teck Guan Group	Taliwas	Malaysia	5.0700	118.2561	PO1000011181
Tee Teh Sdn Bhd	Tee Teh	Malaysia	2.8407	102.8658	PO1000003922
Teguh Sempurna	Pemantang	Indonesia	-2.1483	112.2927	PO1000000314
Telaga Hikmah	Telaga Hikmah	Indonesia	-3.5995	105.0604	PO1000004518
Telen	Pengadan Baay	Indonesia	1.2477	117.6934	PO1000004446
Temerloh Mill Sdn Bhd	Temerloh	Malaysia	4.6480	100.6949	PO1000003853
Tetangga Akrab Sdn Bhd	Tetangga Akrab 1	Malaysia	1.0225	110.6916	PO1000004795
Tetangga Akrab Sdn Bhd	Tetangga Akrab 2	Malaysia	3.9608	113.8960	PO1000010019
Th Plantations Bhd	Bukit Lawiang	Malaysia	1.9659	103.4343	PO1000003924
Thai Indo Palm	Thai Indo Palm	Thailand	8.1108	99.2933	NA
Thp Kota Bahagia Sdn Bhd	Kota Bahagia	Malaysia	2.9865	102.927	PO1000003926
Thp Sabaco Sdn Bhd	Sungai Tenegang	Malaysia	5.2180	118.0313	PO1000003929
Thp Saribas Sdn Bhd	Gedong	Malaysia	1.1552	110.6762	PO1000003923
Thp Saribas Sdn Bhd	Ladang Raja Udang	Malaysia	1.6653	111.2019	PO1000004836

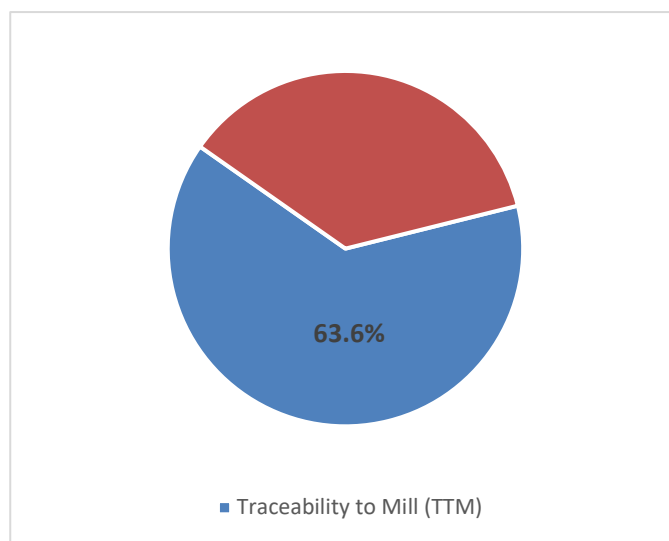
Parent Company Name	Mill Name	Country	Latitude	Longitude	UML
Tian Siang Oill Mill (Air Kuning) Sdn Bhd	Tian Siang Air Kuning	Malaysia	4.1614	101.1648	PO1000002543
Tian Siang Oill Mill (Pahang) Sdn Bhd	Tian Siang Pahang	Malaysia	3.9864	101.7924	PO1000006189
Tian Siang Oill Mill (Perak) Sdn Bhd	Tian Siang Perak	Malaysia	4.5929	100.7322	PO1000003931
Tian Tujuh puluh Utama	Balai Jaya	Indonesia	1.684	100.5336	PO1000011180
Tidar Kerinci Agung	Tidar Kerinci Agung	Indonesia	-1.5208	101.5533	PO1000004104
Timor Oil Palm Plantation Bhd	Timor / Ladang Maran	Malaysia	3.6343	102.7659	PO1000008433
Tintin Boyok Sawit Makmur	Tintin Boyok Sawit Makmur	Indonesia	-0.1114	110.7335	PO1000004844
Tolan Tiga Indonesia	Perlabian	Indonesia	2.0613	100.0812	PO1000000099
Topaz Emas Sdn Bhd	Topaz Emas	Malaysia	4.5533	100.7255	PO1000003933
Toscano Indah Pratama	Toscano Indah Pratama	Indonesia	-1.0867	119.4729	PO1000008569
Toupos Palm Oil Mill Sdn Bhd	Toupos	Malaysia	5.6603	116.8799	PO1000008314
Tri Agro Palma Tamiang	Tri Agro Palma Tamiang	Indonesia	4.1866	98.0423	PO1000004305
Tri Bahtera Srikandi	Patiluban Mudik	Indonesia	0.5675	99.2033	PO1000008234
Tri Bahtera Srikandi	Sago Nauli	Indonesia	0.4664	99.37025	PO1000004386
Trinity Palmas Plantation	Trinity Palmas Plantation	Indonesia	-2.0579	119.3448	PO1000007519
Tsh Plantation Management Sdn Bhd	Kunak	Malaysia	4.4673	118.1851	PO1000007786
Tunas Baru Lampung	PKS 8	Indonesia	0.478	101.6002	PO1000007523
Tunas Harapan Sawit	Tunas Harapan Sawit	Indonesia	3.3674	99.0178	PO1000004336
Tung Hup Palm Oil Mill Sdn Bhd	Tung Hup	Malaysia	5.2824	117.8680	PO1000003947
Tunggal Mitra Plantations	Manggala	Indonesia	1.5205	100.7319	PO1000000330
Tunggal Perkasa Plantations	Tunggal Perkasa Plantations	Indonesia	-0.3051	102.2731	PO1000004372
Umbul Mas Wisesa	Umbul Mas Wisesa	Indonesia	2.2108	100.2710	PO1000001670
Unggul Lestari	Unggul Lestari	Indonesia	-1.5958	112.5988	PO1000000286
Uniaceites	Uniaceites	Guatemala	16.536	-89.8628	PO1000010814
Unipalma S.A.	Unipalma S.A.	Colombia	4.22384	-73.2555	PO1000006350
Unique Palm Oil Mill Sdn Bhd	Unique	Malaysia	2.7817	112.2909	PO1000003948
United International Enterprises (M) Sdn Bhd	Uie	Malaysia	4.4438	100.7227	PO1000000243
United Oil Palm Industries Sdn Bhd	United Oil Palm	Malaysia	5.1548	100.5077	PO1000003951
United Plantations Bhd	Jendarata	Malaysia	3.8538	100.9683	PO1000000238
United Plantations Bhd	Lada	Malaysia	-2.5908	111.7725	PO1000004083
United Plantations Bhd	Ulu Basir	Malaysia	3.7244	101.2558	PO1000000240
United Plantations Bhd	Ulu Bernam Optimill	Malaysia	3.7666	101.2166	PO1000000242
Unknown	Anderson Unedo	Indonesia	0.6645	101.0823	PO1000014590

Parent Company Name	Mill Name	Country	Latitude	Longitude	UML
Unknown	Bumi Anugerah Sawit	Indonesia	-3.3681	101.9001	PO1000014224
Unknown	Gelumbang Agro Sentosa	Indonesia	-3.2284	104.4671	PO1000014591
Unknown	Hanau Panen Raya Sejahtera	Indonesia	-2.3639	112.1448	PO1000014225
Unknown	Karya Samo Mas	Indonesia	0.7927	100.4729	PO1000014623
Unknown	Kayan Plantation	Indonesia	2.6840	117.6066	PO1000013499
Unknown	Kharisma Wirajaya Palma	Indonesia	0.8260	100.9162	PO1000010794
Unknown	Mahuning	Indonesia	-1.4592	113.3974	PO1000010795
Unknown	Mitra Utama Bintang	Indonesia	1.2902	109.3860	PO1000014620
Unknown	Palma Agroindo Mandiri	Indonesia	-2.3824	111.3078	PO1000010796
Unknown	Payung Mitrajaya Mandiri	Indonesia	-1.9193	105.7095	PO1000014227
Unknown	Persada Karya Sawit	Indonesia	-0.3201	116.6832	PO1000014622
Unknown	Riau Anugerah Sentosa	Indonesia	1.0828	100.8176	PO1000014625
Unknown	Salopian Indo Sawit	Indonesia	3.45949	98.31296	PO1000014232
Unknown	Sianipar Integritas Agrindo	Indonesia	1.5385	100.434	PO1000014624
Unknown	Teguh Wira Pratama	Indonesia	-2.5872	120.9318	PO1000014223
Usaha Agro Indonesia	Usaha Agro Indonesia	Indonesia	-2.6831	110.9754	PO1000006365
Usaha Sawit Mandiri	Usaha Sawit Mandiri (Muko Muko)	Indonesia	-2.3961	101.1628	PO1000008174
Usaha Sawit Mandiri	Usaha Sawit Mandiri	Indonesia	0.3060	99.4476	PO1000006161
Veetar Palm Oil Mill Sdn Bhd	Veetar	Malaysia	5.3363	116.9425	PO1000003952
Victorindo Alam Lestari	Unit Pabrik Hutalombang	Indonesia	1.1395	99.7680	PO1000006269
Victory Enghoe Plantations Sdn Bhd	Southern Malay	Malaysia	1.7910	103.3625	PO1000003953
Vila Sutera Sdn Bhd	Bukit Kapah	Malaysia	5.1094	102.897	PO1000003954
Wanasari Nusantara	Wanasari Nusantara	Indonesia	-0.287	101.4718	PO1000006376
Waru Kaltim Plantation	Waru Kaltim Plantation	Indonesia	-1.3296	116.544	PO1000004453
Wawasan Sedar Sdn Bhd	Wawasan Sedar	Malaysia	3.3207	113.6132	PO1000008229
Wealth Leap Sdn Bhd (Harvard Master)	Wealth Leap (Harvard Master)	Malaysia	3.7545	113.8491	PO1000003961
Wee Tee Tong Palm Oil Mill Sdn Bhd	Wee Tee Tong	Malaysia	5.6628	117.8114	PO1000007538
Wijaya Borneo Tiganna	Wijaya Borneo Tiganna Batang Kulur	Indonesia	-2.8427	116.0513	PO1000012424
Winsome Harvest Palm Oil Mill Sdn Bhd	Winsome Harvest	Malaysia	4.5533	118.3589	PO1000003956
Woodman Kuala Baram Estates Sdn Bhd	Adong	Malaysia	4.5415	114.119	PO1000003957
Woodman Kuala Baram Estates Sdn Bhd	Semanok	Malaysia	3.0052	112.8985	PO1000003958
Woodman Kuala Baram Estates Sdn Bhd	Usaha Sepadan	Malaysia	3.3421	113.1881	PO1000003959

Parent Company Name	Mill Name	Country	Latitude	Longitude	UML
Wtk Group	Suajaya Mahir Crop	Malaysia	2.8488	112.7058	PO1000010817
Wtk Oil Mill Sdn Bhd	Wtk Oil Mill	Malaysia	3.5766	113.488	PO1000003962
Wujud Wawasan Sdn Bhd	Kosma / Wujud Wawasan	Malaysia	3.0339	102.8403	PO1000003874
Yee Lee Palm Oil Industries Sdn Bhd	Yee Lee	Malaysia	4.0857	101.2802	PO1000003963
Ypj Plantations Sdn Bhd	Alaf	Malaysia	1.7186	103.7823	PO1000003964
Yuwang Palm Oil Mill Sdn Bhd	Yuwang	Malaysia	4.7767	117.9344	PO1000003965

LDC PACKAGING BUSINESS

LDC sources packaged refined palm oil and fats from Malaysia and Indonesia, and supply the products to customers in Africa, Middle East, Eastern Europe and Central America. These products are used as cooking oil, baking and personal care products.



List of Mills

Parent Company Name	Mill Name	Country	Latitude	Longitude	UML
Ace Oil Mill Sdn Bhd	Ace Oil Mill	Malaysia	2.9119	102.7798	PO1000003712
Aceh Trumon Anugerah Kita	Aceh Trumon Anugerah Kita	Indonesia	2.8594	97.78916	PO1000014955
Aceites Y Derivados S.A.	Aceites Y Derivados S.A. (Aceydesa)	Honduras	15.8244	-85.8965	PO1000002459
Achi Jaya Plantations Sdn Bhd	Johor Labis	Malaysia	2.2514	103.0513	PO1000003713
Adhyaksa Dharma Satya	Adhyaksa Dharma Satya	Indonesia	-1.5889	112.8618	PO1000004102
Adimulia Palmo Lestari	Adimulia Palmo Lestari	Indonesia	-1.7060	102.7824	PO1000010257
Aek Tarum	Belida	Indonesia	-3.8366	104.9695	PO1000000284
Agra Bumi Niaga	Agra Bumi Niaga	Indonesia	4.5757	97.61906	PO1000010250
Agra Sawitindo	Agra Sawitindo	Indonesia	-3.7787	102.4028	PO1000004539
Agrina Sawit Perdana	Agrina Sawit Perdana	Indonesia	0.0699	110.6964	PO1000008580
Agrindo Sawit Mandiri	Agrindo Sawit Mandiri	Indonesia	-2.3454	112.3061	PO1000010047
Agro Bukit	Sungai Binti	Indonesia	-2.5622	112.768	PO1000003333
Agro Indomas	Terawan	Indonesia	-2.5599	112.3736	PO1000002677
Agro Palindo Sakti	Agro Palindo Sakti 2	Indonesia	0.303	110.1959	PO1000007432
Agro Sejahtera Manunggal	Pembangunan Raya	Indonesia	-2.5462	110.3849	PO1000004866
Agro Serasi Lestari	Agro Serasi Lestari	Indonesia	2.7065	99.6180	NA
Agro Sinergi Nusantara	Batee Puteh	Indonesia	4.4535	95.9273	PO1000011159
Agro Sukses Lestari	Agro Sukses Lestari	Indonesia	0.2295	111.6659	PO1000007547
Agro Wana Lestari	Bukit Santuai	Indonesia	-1.8625	112.3958	PO1000003927

Parent Company Name	Mill Name	Country	Latitude	Longitude	UML
Agro Wijaya Industri	Agro Wijaya Industri	Indonesia	-1.7614	102.244	PO1000008386
Agrojaya Perdana	Agrojaya Perdana	Indonesia	-1.272	103.8144	NA
Agrolestari Sentosa	Jalemo	Indonesia	-1.3482	113.5022	PO1000006984
Agropalma	Agropalma	Brazil	-2.5427	-48.7053	PO1000000408
Agropecuaria Santa Maria S.A.	Aceites Cimarrones Sas	Colombia	10.571	-74.2087	PO1000003979
Agropecuaria Santa Maria S.A. San Martin	Agropecuaria Santa Maria S.A. (San Martin)	Colombia	3.5158	-73.5583	PO1000003981
Alianza Oriental S.A.	Alianza Oriental S.A.	Colombia	3.9957	-73.5807	PO1000003992
Amal Tani	Amal Tani	Indonesia	3.5883	98.3055	PO1000004295
Anaktuha Sawit Mandiri	Anak Tuha Sawit Mandiri	Indonesia	-5.0954	105.1868	PO1000006295
Aneka Pura Multi Kerta	Kampung Baru	Indonesia	-1.0789	103.0079	PO1000004842
Angso Duo Sawit	Angso Duo Sawit	Indonesia	-1.7826	103.4947	PO1000008202
Anugerah Langkat Makmur	Anugerah Langkat Makmur	Indonesia	4.0131	98.1943	PO1000004557
Anugrah Fajar Rezeki	Anugerah Fajar Rezeki	Indonesia	4.5743	97.9096	PO1000004576
Arya Rama Persada	Arya Rama Persada	Indonesia	3.0993	99.5947	PO1000008214
Ayu Sawit Lestari	Paku Juang	Indonesia	-2.4332	110.8175	PO1000001207
Bahari Gembira Ria	Ladang Panjang	Indonesia	-1.7916	103.7913	PO1000000315
Bakrie Sumatera Plantations	Unit Kisaran	Indonesia	3.0407	99.5814	PO1000000184
Ban Dung Palm Oil Industries Sdn Bhd	Ban Dung	Malaysia	2.0455	102.8797	PO1000003718
Bangkit Giat Usaha Mandiri	Bangkitgiat Usaha Mandiri	Indonesia	-1.4726	112.7429	PO1000008211
Bangun Jaya Alam Permai	Bangun Jaya Alam Permai Pks 1	Indonesia	-2.2995	111.9737	PO1000006227
Bangun Sempurna Lestari	Bangun Sempurna Lestari	Indonesia	2.6335	97.9503	PO1000004274
Barumun Agri Sentosa	Aek Sigala Gala	Indonesia	1.6211	100.1024	PO1000001315
Batanghari Sawit Sejahtera	Batanghari Sawit Sejahtera	Indonesia	-1.3484	103.5431	PO1000004455
Bau Palm Oil Mill Sdn Bhd	Bau	Malaysia	1.496	109.9851	PO1000003886
Bell Palm Industries Sdn Bhd	Bell Palm Industries	Malaysia	1.9167	102.8917	PO1000003724
Bell Sri Lingga Sdn Bhd	Bell Sri Lingga	Malaysia	2.3776	101.9853	PO1000006242
Bell-Ksl Sdn Bhd	Bell-Ksl	Malaysia	2.4683	101.9937	PO1000007579
Bengkulu Sawit Lestari	Bengkulu Sawit Lestari	Indonesia	-4.5334	103.057	PO1000005206
Bersama Oesaha Saragih Sejahtera	Bersama Oesaha Saragih Sejahtera	Indonesia	3.2096	98.8845	PO1000011263
Beurata Subur Persada	Beurata Subur Persada	Indonesia	4.1253	96.3412	PO1000004303
Bhumireksa Nusa Sejati	Mandah Factory	Indonesia	0.1159	103.5491	PO1000001381
Bhumireksa Nusa Sejati	Teluk Bakau	Indonesia	0.2565	103.5888	PO1000000318
Binasawit Abadi Pratama	Sungai Rungau	Indonesia	-2.326	112.334	PO1000001155
Bintang Harapan Desa	Bintang Harapan Desa	Indonesia	-0.1122	110.3323	PO1000004352
Bisma Dharma Kencana	Kalanaman	Indonesia	-1.801	113.1817	PO1000004488
Blang Ketumba	Blang Ketumba	Indonesia	4.9849	96.7	PO1000004582

Parent Company Name	Mill Name	Country	Latitude	Longitude	UML
Boustead Emastulin Sdn Bhd	Segaria	Malaysia	4.4816	118.3981	PO1000003734
Boustead Plantations Bhd	Sungai Jernih	Malaysia	3.337	103.0999	PO1000000338
Boustead Plantations Bhd	Trong Oil Mill	Malaysia	4.6735	100.7081	PO1000006389
Boustead Rimba Nilai Sdn Bhd	Rimba Nilai	Malaysia	6.2572	117.3132	PO1000003736
Boustead Telok Sengat Sdn Bhd	Telok Sengat	Malaysia	1.5669	104.0449	PO1000003738
Braden Group, S.A.	Agroindustria Palmera San Román S.A.	Guatemala	16.183	-90.4227	PO1000009242
Buana Wiralestari Mas	Naga Sakti	Indonesia	0.7827	101.0495	PO1000001061
Bukit Bintang Sawit	Bukit Bintang Sawit	Indonesia	-1.3821	103.4945	PO1000004457
Bukit Kausar	Bukit Kausar	Indonesia	-1.2537	102.9541	PO1000010018
Bumi Daya Agrotamas	Bumi Daya Agrotamas	Indonesia	2.58322	97.85416	PO1000008583
Bumi Langgeng Perdanatrada	Bedaun	Indonesia	-2.725	111.8226	PO1000004234
Bumi Maju Sawit	Pt Bumi Maju Sawit	Indonesia	-2.4564	120.9475	PO1000012465
Bumi Sama Ganda	Bumi Sama Ganda	Indonesia	4.3565	98.1062	PO1000004572
Bumi Sawit Kencana	Bumi Sawit Kencana	Indonesia	-2.231	112.4912	PO1000001043
Bumi Tamiang Sentosa	Bumi Tamiang Sentosa	Indonesia	4.1529	97.9729	PO1000015298
Bumitama Gunajaya Abadi	Kotawaringin	Indonesia	-2.3911	111.3733	PO1000004191
Bungo Limbur	Bungo Limbur	Indonesia	-1.3750	101.8918	PO1000008216
C.I. Tequendama S.A.S.	Extractora Tequendama	Colombia	10.5485	-74.1812	PO1000000123
Cahaya Anugerah Plantation	Feliza	Indonesia	-0.0915	117.0286	PO1000007623
Carotino Sdn Bhd	Carotino	Malaysia	3.8166	102.8182	PO1000000128
Chin Teck Plantations Bhd	Gua Musang	Malaysia	4.8365	102.0044	PO1000006169
Chin Teck Plantations Bhd	Keratong	Malaysia	3.2941	102.8215	PO1000004786
Cipta Chemical Medan Oil	Cipta Chemical Medan Oil	Indonesia	3.8546	98.3443	PO1000004546
Cipta Sawit Indah Lestari	Cipta Sawit Indah Lestari	Indonesia	2.8557	99.9085	NA
Cipta Sawitta Jaya Cemerlang	Cipta Sawitta Jaya Cemerlang	Indonesia	3.2037	99.0625	NA
Cipta Usaha Sejati	Mabali	Indonesia	-10	110.1956	PO1000004318
Ciptatani Kumai Sejahtera	Ciptatani Kumai Sejahtera	Indonesia	-2.1839	112.0342	PO1000005210
Citra Indah Pertiwi	Citra Indah Pertiwi	Indonesia	2.07235	100.0102	PO1000004270
Citrakoprasindo Tani	Citrakoprasindo Tani	Indonesia	-1.2959	103.1436	PO1000004111
Classic Palm Oil Mill Sdn Bhd	Classic	Malaysia	2.6008	102.6246	PO1000003743
Compañía Industrial Aceitera Coto 54 S.A.	Coto 54 Aguirre, Naranjo Mill	Costa Rica	9.4071	-84.0859	PO1000002767
Compañía Industrial Aceitera Coto 54 S.A.	Coto 54 Guaycara, Coto Mill	Costa Rica	8.6297	-83.0029	PO1000002746
Delima Makmur	Delima Makmur	Indonesia	2.2458	98.0285	PO1000004155
Dewata Sawit Nusantara	Dewata Sawit Nusantara Pks 6	Indonesia	1.28266	116.7823	PO1000008654
Dharma Satya Nusantara	Pks 3	Indonesia	1.2562	116.8747	PO1000000950

Parent Company Name	Mill Name	Country	Latitude	Longitude	UML
Dharma Satya Nusantara	Pks 4	Indonesia	1.15177	116.7463	PO1000002088
Dharma Satya Nusantara	Pks 5	Indonesia	-1.9711	111.3519	PO1000002037
Dharma Satya Nusantara	Pks 7	Indonesia	1.2822	116.9156	PO1000010240
Dharma Satya Nusantara	Pt Dharma Satya Nusantara	Indonesia	1.2508	116.7289	PO1000000939
Dominion Square Sdn Bhd	Dominion Square	Malaysia	3.6197	103.1606	PO1000003745
Dupont & Leosk Enterprises Sdn Bhd	Gedok Mas	Malaysia	2.5779	102.4239	PO1000003746
Dwie Warna Karya	Dwie Warna Karya	Indonesia	-0.8419	114.08	PO1000007648
Dwiwira Lestari Jaya	Dwiwira Lestari Jaya	Indonesia	1.6068	118.0444	PO1000008424
Eastern Sumatera Indonesia	Bukit Maradja	Indonesia	3.0122	99.2355	PO1000000095
El Roble S.A	Extractora El Roble S.A.	Colombia	10.671	-74.2151	PO1000004030
Endau Palm Oil Mill Sdn Bhd	Endau	Malaysia	2.6799	103.5053	PO1000003869
Eng Hong Palm Oil Mill Sdn Bhd	Eng Hong	Malaysia	2.8598	101.4743	PO1000006223
Eng Thye Plantations Bhd	Ladang Gula	Malaysia	4.9549	100.4689	PO1000003747
Ensem Lestari	Ensem Lestari	Indonesia	2.4567	98.065	PO1000008193
Ensem Lestari	Pks Nagan Raya	Indonesia	4.0348	96.475	PO1000010262
Ensem Sawita	Ensem Sawita	Indonesia	4.5660	97.9166	PO1000009019
Entrepalmas S.A.S.	Entrepalmas S.A.S.	Colombia	3.56458	-73.5794	PO1000003983
Epa Management Sdn Bhd	Sedenak	Malaysia	1.73085	103.5383	PO1000000019
Epa Management Sdn Bhd	Tereh	Malaysia	2.2172	103.3523	PO1000001263
Extractora La Francia / Agrocaribe	Extractora Del Atlantico	Guatemala	15.5829	-88.5598	PO1000001431
Extractora La Francia / Agrocaribe	Extractora La Francia	Guatemala	15.4684	-88.8094	PO1000003997
Extractora Sicarare Ltda	Extractora Sicarare Ltda	Colombia	9.9319	-73.2624	PO1000004026
Fajar Baizuri & Brothers	Fajar Baizury & Brothers	Indonesia	4.1161	96.4425	PO1000004565
Fajar Saudara Kusuma	Sebawi	Indonesia	1.2665	109.2253	PO1000004448
Fajar Saudara Lestari	Fajar Saudara Lestari	Indonesia	-0.8680	109.628	PO1000008228
Farinda Bersaudara	Farinda Bersaudara	Indonesia	-0.6958	116.2618	PO1000004121
Felcra Jaya Samarahan Sdn Bhd	Felcra Jaya Samarahan	Malaysia	1.3905	110.4554	PO1000003759
Felcra Jayaputra Sdn Bhd	Jayaputra	Malaysia	3.9829	102.2224	PO1000007527
Felcra Processing & Engineering Sdn Bhd	Felcra Bukit Kepong	Malaysia	2.3906	102.8819	PO1000003753
Felcra Processing & Engineering Sdn Bhd	Felcra Maran	Malaysia	3.5709	102.6856	PO1000003754
Felcra Processing & Engineering Sdn Bhd	Felcra Nasaruddin	Malaysia	4.3235	100.9383	PO1000003755
Felcra Processing & Engineering Sdn Bhd	Felcra Processing & Engineering	Malaysia	3.9996	101.167	PO1000003758
Felcra Processing & Engineering Sdn Bhd	Felcra Seberang Perak	Malaysia	4.1481	100.8397	PO1000003756

Parent Company Name	Mill Name	Country	Latitude	Longitude	UML
Felcra Processing & Engineering Sdn Bhd	Felcra Sungai Melikai	Malaysia	2.3882	103.8013	PO1000003757
FGV Palm Industries Sdn Bhd	Adela	Malaysia	1.5527	104.1873	PO1000000236
FGV Palm Industries Sdn Bhd	Air Tawar	Malaysia	1.6669	104.0269	PO1000003414
FGV Palm Industries Sdn Bhd	Belitong	Malaysia	1.9376	103.4986	PO1000001311
FGV Palm Industries Sdn Bhd	Bukit Kepayang	Malaysia	3.3463	102.5973	PO1000000898
FGV Palm Industries Sdn Bhd	Bukit Mendi	Malaysia	3.2058	102.3034	PO1000000576
FGV Palm Industries Sdn Bhd	Bukit Sagu	Malaysia	3.9669	103.1487	PO1000001233
FGV Palm Industries Sdn Bhd	Chini 3	Malaysia	3.3664	102.9312	PO1000003760
FGV Palm Industries Sdn Bhd	Cini 2	Malaysia	3.3952	102.9681	PO1000007489
FGV Palm Industries Sdn Bhd	Kahang	Malaysia	2.0751	103.4941	PO1000001314
FGV Palm Industries Sdn Bhd	Kemasul	Malaysia	3.2725	102.2313	PO1000000820
FGV Palm Industries Sdn Bhd	Keratong 09	Malaysia	2.9692	102.958	PO1000006502
FGV Palm Industries Sdn Bhd	Keratong 2	Malaysia	2.9193	102.8732	PO1000001894
FGV Palm Industries Sdn Bhd	Keratong 3	Malaysia	2.9295	102.9355	PO1000001895
FGV Palm Industries Sdn Bhd	Kulai	Malaysia	1.7395	103.6472	PO1000001309
FGV Palm Industries Sdn Bhd	Lepar Hilir	Malaysia	3.6452	103.0127	PO1000001320
FGV Palm Industries Sdn Bhd	Lok Heng	Malaysia	1.7205	104.1199	PO1000000235
FGV Palm Industries Sdn Bhd	Maokil	Malaysia	2.2912	102.9955	PO1000003359
FGV Palm Industries Sdn Bhd	Nitar	Malaysia	2.4067	103.6573	PO1000001313
FGV Palm Industries Sdn Bhd	Palong Timor	Malaysia	2.7388	102.705	PO1000006992
FGV Palm Industries Sdn Bhd	Panching	Malaysia	3.8261	103.1661	PO1000001891
FGV Palm Industries Sdn Bhd	Penggeli	Malaysia	1.8270	103.6391	PO1000001310
FGV Palm Industries Sdn Bhd	Selancar 2A	Malaysia	2.6522	103.019	PO1000001903
FGV Palm Industries Sdn Bhd	Selancar 2B	Malaysia	2.6387	103	PO1000001904
FGV Palm Industries Sdn Bhd	Selendang	Malaysia	2.7033	103.4401	PO1000001905
FGV Palm Industries Sdn Bhd	Semenchu	Malaysia	1.5782	104.1049	PO1000000227
FGV Palm Industries Sdn Bhd	Seroja	Malaysia	3.5903	102.5591	PO1000000603
FGV Palm Industries Sdn Bhd	Serting	Malaysia	2.9003	102.4459	PO1000001899
FGV Palm Industries Sdn Bhd	Serting Hilir	Malaysia	2.9977	102.478	PO1000006998
FGV Palm Industries Sdn Bhd	Tenggaroh	Malaysia	2.0541	103.933	PO1000003767
FGV Palm Industries Sdn Bhd	Tenggaroh Timor	Malaysia	2.0826	104.0072	PO1000003769
FGV Palm Industries Sdn Bhd	Wa Ha	Malaysia	1.7927	104.0762	PO1000000234
First Lamandau Timber International	First Lamandau Timber International	Indonesia	-1.851	111.4693	PO1000005222
Gading Sawit Kencana	Gading Sawit Kencana	Indonesia	-2.516	112.5548	PO1000011193
Gajah Sakti Sawit	Gajah Sakti Sawit	Indonesia	-2.8678	101.4366	PO1000010256
Gan Teng Siew Realty Sdn Bhd	Ulu Kancong	Malaysia	2.5826	101.9979	PO1000006241
Garuda Bumi Perkasa	Garuda Bumi Perkasa	Indonesia	-4.0299	105.1588	PO1000004064

Parent Company Name	Mill Name	Country	Latitude	Longitude	UML
Garuda Emas Perkasa	Garuda Emas Perkasa	Indonesia	3.8623	98.4213	NA
Gawi Bahandep Sawit Mekar	Gawi Bahandep Sawit Mekar	Indonesia	-2.9512	112.347	PO1000001618
Gawi Makmur Kalimantan	Jorong	Indonesia	-3.8227	114.9634	PO1000001740
Gawi Makmur Kalimantan	Pks Paser	Indonesia	-1.4393	116.3993	PO1000008623
Gawi Makmur Kalimantan	Satui	Indonesia	-3.7379	115.4551	PO1000002103
Genting Plantations Berhad	Agro Abadi Cemerlang	Indonesia	-0.3393	110.1898	PO1000013497
Genting Plantations Bhd	Genting Ayer Item	Malaysia	1.8569	103.2092	PO1000002439
Global Sawit Semesta	Subulussalam	Indonesia	2.62	98.03	PO1000007646
Globalindo Agung Lestari	Globalindo Agung Lestari	Indonesia	-2.5849	114.5944	PO1000010078
Goodhope Asia Holdings Ltd	Batu Mas Sejahtera	Indonesia	-1.0137	110.5299	PO1000013498
Goodhope Asia Holdings Ltd	Nabire Matoa	Indonesia	-3.4615	135.256	PO1000011406
Goodhope Asia Holdings Ltd	Sumber Hasil Prima	Indonesia	-0.3462	112.5245	NA
Graha Cakra Mulia	Graha Cakra Mulia	Indonesia	-2.1344	111.1825	PO1000004526
Graha Inti Jaya	Graha Inti Jaya	Indonesia	-2.6739	114.3791	PO1000004232
Grahadura Leidongprima	Leidong Makmur	Indonesia	2.5836	99.7824	PO1000004217
Grand Mandiri Utama	Sejahtera	Indonesia	0.4698	111.2119	PO1000005205
Guadalcanal Plains Palm Oil Ltd	Terere	Solomon Islands	-9.4427	160.2187	PO1000000131
Gunajaya Karya Gemilang	Kendawangan	Indonesia	-2.4458	110.2658	PO1000003491
Gunung Pelawan Lestari	Tengkalat	Indonesia	-1.6236	105.9885	PO1000006652
Gunung Sejahtera Dua Indah	Gunung Sejahtera Dua Indah	Indonesia	-2.38	111.8373	PO1000004165
Gunung Sejahtera Ibu Pertiwi	Gunung Sejahtera Ibu Pertiwi	Indonesia	-2.38	111.79	PO1000004179
Gunung Sejahtera Puti Pesona	Gunung Sejahtera Puti Pesona	Indonesia	-2.3662	111.9551	PO1000004176
Gunung Tua Abadi	Sumber Sawit	Indonesia	-3.81	105.17	PO1000003970
Hamparan Masawit Bangun Persada	Hamparan Masawit Bangun Persada	Indonesia	-2.5590	112.4559	PO1000008640
Hamparan Perkasa Mandiri	Hamparan Perkasa Mandiri	Indonesia	0.7777	116.6078	PO1000008265
Hap Seng Consolidated Bhd	Mitra Karya Sentosa	Indonesia	0.7646	110.6684	PO1000011917
Hap Seng Plantations (River Estates) Sdn Bhd	Bukit Mas	Malaysia	5.3373	118.4736	PO1000000185
Harapan Sawit Lestari	Manis Mata	Indonesia	-2.4831	111.0183	PO1000001208
Hargy Oil Palm Ltd	Barema Palm Oil Mill	Papua New Guinea	-5.214	151.1298	PO1000001655
Hargy Oil Palm Ltd	Hargy Mill	Papua New Guinea	-5.3111	151.0109	PO1000000053
Hargy Oil Palm Ltd	Navo Mill	Papua New Guinea	-5.0941	151.2244	PO1000000105
Harkat Sejahtera	Harkat Sejahtera	Indonesia	3.0651	99.4282	PO1000004203
Harn Len Corporation Bhd	Lian Hup	Malaysia	2.7789	102.962	PO1000006234
Havys Oil Mill Sdn Bhd	Havys	Malaysia	2.8923	102.6627	PO1000003785

Parent Company Name	Mill Name	Country	Latitude	Longitude	UML
Hindoli	Mukut	Indonesia	-2.4413	104.4194	PO1000003254
Hindoli	Sungai Lilin	Indonesia	-2.6127	104.1282	PO1000000058
Hok Huat Oil Mill Sdn Bhd	Bukit Pasir	Malaysia	2.0851	102.6976	PO1000003812
Hok Huat Oil Mill Sdn Bhd	Kluang	Malaysia	2.0586	103.3615	PO1000003787
Hutan Alam Lestari	Hutan Alam Lestari	Indonesia	-1.619	103.3424	PO1000008611
Hutan Hijau Mas	Berau	Indonesia	2.2114	117.1658	PO1000004533
Hutan Sawit Lestari	Hutan Sawit Lestari	Indonesia	-1.6990	112.8771	PO1000008207
IJM Edible Oils Sdn Bhd	Desa Talisai	Malaysia	5.7063	117.5358	PO1000003789
IJM Edible Oils Sdn Bhd	Sabang 1	Malaysia	6.2338	117.5288	PO1000003741
Indo Sawit Kekal	River View	Indonesia	-2.5145	110.9147	PO1000002360
Indomas Mitra Teknik	Indomas Mitra Teknik	Indonesia	3.2259	97.9804	PO1000004286
Indotruba Tengah	Sekunyir	Indonesia	-2.444	112.0066	PO1000000321
Inti Guna Nabati	Inti Guna Nabati	Indonesia	-2.416	102.6806	PO1000004852
IOI Corporation Bhd	Baturong	Malaysia	4.7553	118.0886	PO1000000118
IOI Corporation Bhd	Bukit Leelau	Malaysia	3.3027	103.1378	PO1000000120
IOI Corporation Bhd	Gomali	Malaysia	2.6118	102.6786	PO1000000094
IOI Corporation Bhd	Leepang	Malaysia	5.5495	118.4375	PO1000001094
IOI Corporation Bhd	Mayvin	Malaysia	5.5553	117.2264	PO1000000122
IOI Corporation Bhd	Morisem	Malaysia	5.4935	118.37	PO1000001098
IOI Corporation Bhd	Pamol Kluang	Malaysia	2.1104	103.3923	PO1000000109
IOI Corporation Bhd	Sakilan	Malaysia	5.8392	117.8437	PO1000000110
Ivo Mas Tunggal	Libo	Indonesia	0.9286	101.2063	PO1000001057
Ivo Mas Tunggal	Sam-Sam	Indonesia	0.9375	101.3002	PO1000001058
Jabontara Eka Karsa	Jabon	Indonesia	1.2431	118.3386	PO1000005793
Jaya Baru Pertama	Jaya Baru Pertama	Indonesia	4.0652	98.2178	PO1000004563
Jeng Huat (Bahau) Realty Sdn Bhd	Jeng Huat	Malaysia	3.1038	102.458	PO1000003804
Jernih Kemboja Sdn Bhd	Jernih Kemboja	Malaysia	2.4888	102.9368	PO1000007656
Jeroco Plantations Sdn Bhd	Jeroco 1	Malaysia	5.4311	118.4172	PO1000000936
Jugra Palm Oil Mill Sdn Bhd	Jugra	Malaysia	2.8458	101.4672	PO1000007526
Kahang Palm Oil Mill Sdn Bhd	Kahang Palm Oil Mill Sdn Bhd	Malaysia	2.3422	103.4384	PO1000003805
Kalimantan Sawit Kusuma	Kalimantan Sawit Kusuma	Indonesia	-2.2935	111.1669	PO1000004163
Kalimantan Sawit Kusuma	Mitra Saudara Lestari	Indonesia	-2.582	111.0225	PO1000014159
Kalirejo Lestari	Kalirejo Lestari	Indonesia	-5.2287	104.9482	PO1000006294
Karang Juang Hijau Lestari	Karang Juang Hijau Lestari	Indonesia	4.036	116.927	PO1000005208
Karimun Aromatics	Karimun Aromatics	Indonesia	4.0137	98.1495	PO1000006182
Karunia Kencana Permai Sejati	Karunia Kencana Permai Sejati	Indonesia	-2.2398	112.6304	PO1000004150

Parent Company Name	Mill Name	Country	Latitude	Longitude	UML
Karya Agro Sawitindo	Karya Agro Sawitindo	Indonesia	-2.711	101.341	PO1000008162
Karya Bakti Agro Sejahtera	Sungai Rasau	Indonesia	-2.2836	110.5033	PO1000008180
Karya Hevea Indonesia	Karya Hevea Indonesia	Indonesia	3.3744	99.02	PO1000010805
Karya Makmur Bahagia	Gunung Makmur	Indonesia	-1.7612	112.5974	PO1000001684
Karya Makmur Sejahtera	Karya Makmur Sejahtera	Indonesia	-1.9224	112.2937	PO1000004850
Karya Mitra Andalan	Karya Mitra Andalan	Indonesia	2.7845	99.61819	PO1000004126
Karya Pratama Niagajaya	Karya Pratama Niagajaya	Indonesia	3.3163	99.31377	PO1000004289
Karya Sawitindo Mas	Karya Sawitindo Mas	Indonesia	-2.4615	101.1238	PO1000008616
Karya Tanah Subur	Karya Tanah Subur	Indonesia	4.3497	96.16444	PO1000004571
Kasmar Matano Persada	Kasmar Matano Persada	Indonesia	-2.5413	120.3034	PO1000011558
Katingan Indah Utama	Kabuau	Indonesia	-2.114	112.7468	PO1000005155
Kayung Agro Lestari	Kayung Agro Lestari	Indonesia	-1.455	110.232	PO1000006366
Keck Seng (M) Bhd	Masai	Malaysia	1.5405	103.9649	PO1000000505
Kedaton Mulia Primas	Kedaton Mulia Primas	Indonesia	-1.9071	103.0136	PO1000008345
Kema Development Sdn Bhd	Kema Development	Malaysia	3.7292	102.8887	PO1000006194
Kencana Permata Nusantara	Kencana Permata Nusantara	Indonesia	3.4522	98.6986	PO1000007566
Kerry Sawit Indonesia	Kerry Sawit Indonesia 1	Indonesia	-2.7846	112.5095	PO1000000146
Kerry Sawit Indonesia	Kerry Sawit Indonesia 2	Indonesia	-2.6969	112.483	PO1000006323
Kesedar Perkilangan Sdn Bhd	Paloh 3	Malaysia	4.9998	102.2747	PO1000003809
Ketapang Agro Lestari	Ketapang Agro Lestari	Indonesia	-0.8756	115.8916	PO1000008567
Kharisma Inti Usaha	Kharisma Inti Usaha	Indonesia	-3.0037	114.9357	PO1000008149
Kharisma Iskandar Muda	Kharisma Iskandar Muda	Indonesia	4.0922	96.4406	PO1000010061
Khatulistiwa Sinergi Omnidaya	Khatulistiwa Sinergi Omnidaya	Indonesia	-2.223	111.4584	PO1000010007
Kian Hoe Plantations Bhd	Coronation	Malaysia	2.0227	103.2671	PO1000003811
Kian Hoe Plantations Bhd	Kian Hoe Plantations	Malaysia	2.0062	103.3013	PO1000006363
Kilang Kelapa Sawit Jerantut Sdn Bhd	Jerantut	Malaysia	3.8624	102.3454	PO1000007530
Kilang Kelapa Sawit Selumpur Sdn Bhd	Kilang Kelapa Sawit Selumpur Sdn Bhd	Malaysia	2.6181	102.8095	PO1000010025
Kilang Kelapa Sawit Selumpur Sdn Bhd	Selumpur	Malaysia	2.6663	102.807	PO1000003739
Kilang Kosfarm Sdn Bhd	Kosfarm	Malaysia	2.9934	102.82	PO1000003871
Kilang Minyak Kelapa Sawit Lum Sdn Bhd	Lum	Malaysia	2.7435	102.9388	PO1000007601
Kilang Minyak Kelapa Sawit Semantan Sdn Bhd	Semantan	Malaysia	3.4692	102.3137	PO1000006204
Kilang Sawira Makmur Sdn Bhd	Sawira Makmur	Malaysia	2.9675	103.0924	PO1000003752
Kilang Sawit Lembing Sdn Bhd	Leming	Malaysia	3.8926	103.0995	PO1000003820
Kilang Sawit Muar Bhd	Muar	Malaysia	2.0094	102.6799	PO1000003821

Parent Company Name	Mill Name	Country	Latitude	Longitude	UML
Kilang Sawit Panji Alam Sdn Bhd	Panji Alam	Malaysia	4.3744	103.3491	PO1000003822
Kilang Sawit United Bell Sdn Bhd	United Belll	Malaysia	1.5654	103.4679	PO1000003823
Kim Loong Palm Oil Mills Sdn Bhd	Kota Tinggi	Malaysia	1.8082	103.9619	PO1000003825
Kim Loong Palm Oil Mills Sdn Bhd	Sungkit Enterprises Sdn Bhd	Malaysia	1.7766	103.9202	PO1000008144
Koperasi Prima Jasa	Koperasi Prima Jasa	Indonesia	4.5982	97.9018	PO1000004309
Kridatama Lancar	Sukamandang	Indonesia	-2.0621	112.3153	PO1000000322
Kuala Lumpur Kepong Bhd	Batu Lintang	Malaysia	5.1935	100.6284	PO1000000894
Kuala Lumpur Kepong Bhd	Changkat Chermin	Malaysia	4.2752	100.7849	PO1000000896
Kuala Lumpur Kepong Bhd	Jeram Padang	Malaysia	2.7351	102.4085	PO1000000280
Kuala Lumpur Kepong Bhd	Kekayaan Palm Oil Mill	Malaysia	2.2045	103.2703	PO1000000201
Kuala Lumpur Kepong Bhd	Paloh Kks	Malaysia	2.2112	103.2131	PO1000003830
Kuala Lumpur Kepong Bhd	Tanjong Malim	Malaysia	3.695	101.4856	PO1000000892
Kuala Lumpur Kepong Bhd	Tuan Mee	Malaysia	3.2651	101.4632	PO1000000895
Kuantan Trading Oil Mill Sdn Bhd	Kuantan Trading	Malaysia	2.7295	102.94	PO1000003831
Kula Palm Oil Ltd - Higaturu Oil Palms	Mamba	Papua New Guinea	-8.8546	147.7069	PO1000000520
Kula Palm Oil Ltd - Higaturu Oil Palms	Sangara	Papua New Guinea	-8.7433	148.1987	PO1000006356
Kula Palm Oil Ltd - Milne Bay Estates	Hagita	Papua New Guinea	-10.315	150.2862	PO1000000521
Kurnia Batang Hari Berjaya	Kurnia Batang Hari Berjaya	Indonesia	-1.7887	103.0797	PO1000009559
Kurnia Palma Agung Lestari	Kurnia Palma Agung Lestari	Indonesia	-1.794	102.2593	PO1000013888
Kwala Gunung	Lima Puluh	Indonesia	3.1639	99.4823	PO1000004285
Ladang Petri Tenggara Sdn Bhd	Sungai Kachur	Malaysia	1.7833	103.7626	PO1000003945
Ladang Petri Tenggara Sdn Bhd	Ulu Sebol	Malaysia	1.8886	103.6218	PO1000004838
Ladang Rakyat Terengganu Sdn Bhd	Bukit Bandi	Malaysia	4.1394	103.2184	NA
Ladang Rakyat Terengganu Sdn Bhd	Ladang Rakyat	Malaysia	4.1407	103.2189	PO1000003833
Ladang Sabah Sdn Bhd	Ladang Sabah	Malaysia	5.7299	117.5777	PO1000000541
Ladang Sawit Mas	Bukit Tunggal Jaya	Indonesia	-1.5464	110.344	PO1000004316
Ladang Tai Tak (Kota Tinggi) Sdn Bhd	Tai Tak	Malaysia	1.6938	103.8586	PO1000003834
Laguna Mandiri	Rantau Factory	Indonesia	-2.4391	116.1141	PO1000000323
Lam Soon Plantations Sdn Bhd	Dara Lam Soon Sdn.Bhd	Malaysia	3.1571	103.1636	PO1000007798
Lam Soon Plantations Sdn Bhd	Lam Soon	Malaysia	5.2548	118.1751	PO1000003835
Lambang Bumi Perkasa	Lambang Bumi Perkasa	Indonesia	-4.7017	105.3728	PO1000008392
Langgeng Muara Makmur	Bebunga	Indonesia	-2.3736	116.3297	PO1000000324
Langkat Nusantara Kepong	Stabat	Indonesia	3.7597	98.393	PO1000005803

Parent Company Name	Mill Name	Country	Latitude	Longitude	UML
Langkat Sawithijau Pratama	Langkat Sawithijau Pratama	Indonesia	3.4973	98.2246	PO1000006202
Lenga Palmoil Industries Sdn Bhd	Lenga	Malaysia	2.2263	102.5693	PO1000003836
Limpah Sejahtera	Limpah Sejahtera	Indonesia	-1.7162	110.3543	PO1000007571
Lkpp Corporation Sdn Bhd	Lcsb Lepar	Malaysia	3.5926	103.083	PO1000003840
Mahamurni Plantations Sdn Bhd	Palong Cocoa	Malaysia	2.7064	102.785	PO1000001265
Mahamurni Plantations Sdn Bhd	Pasir Panjang	Malaysia	2.0181	103.9485	PO1000005256
Maju Aneka Sawit	Maju Aneka Sawit	Indonesia	-2.4781	112.6476	PO1000000170
Malmaju Bina Sdn Bhd	Malmaju Bina	Malaysia	5.1748	100.6741	PO1000003842
Mawar Mentari Sdn Bhd	Mawar Mentari	Malaysia	2.86718	102.3161	PO1000008196
Megah Pusaka Andalas	Megah Pusaka Andalas	Indonesia	3.65066	98.1507	PO1000004297
Meganusa Intisawit	Indra Sakti	Indonesia	-0.5692	102.3058	PO1000001065
Melur Gemilang Sdn Bhd	Melur Gemilang	Malaysia	1.20970	110.8139	PO1000003942
Menggala Sawitindo	Menggala Sawitindo	Indonesia	-4.358	105.2709	PO1000004060
Mentaya Sawit Mas	Mentaya Sawit Mas	Indonesia	-2.1646	112.5694	PO1000003150
Merbaujaya Indahraya	Merbaujaya Indahraya	Indonesia	2.28388	99.7803	PO1000004161
Merlung Inti Lestari	Merlung Inti Lestari	Indonesia	-1.3286	103.2737	PO1000011556
Milik Mestika Sdn Bhd	Milik Mestika	Malaysia	2.40157	102.6672	PO1000007581
Mitra Abadimas Sejahtera	Mitra Abadimas Sejahtera	Indonesia	1.18186	109.438	PO1000007462
Mitra Agrolika Sejahtera	Muara Bahar	Indonesia	-1.9629	103.6155	PO1000004323
Mitra Agung Sawita Sejati	Mitra Agung Sawita Sejati	Indonesia	3.29639	99.30501	PO1000004288
Mitra Andalan Sejahtera	Mitra Andalan Sejahtera	Indonesia	0.07979	109.2772	PO1000010808
Mitra Aneka Rezeki	Kubu Raya	Indonesia	-0.3660	109.3003	PO1000004380
Mitra Mendawai Sejati	Suayap	Indonesia	-2.2652	111.723	PO1000003257
Mitra Pati Mas	Asia Artha Perkasa	Indonesia	-4.8576	105.4218	PO1000014954
Mopoli Raya	Tamiang	Indonesia	4.2909	98.1532	PO1000004570
Muara Jambi Sawit Lestari	Muara Jambi Sawit Lestari	Indonesia	-1.2560	103.707	PO1000008221
Muko Muko Indah Lestari	Muko Muko Indah Lestari	Indonesia	-2.6779	101.32	PO1000008164
Mulia Tani Jaya	Mulia Tani Jaya	Indonesia	3.8665	98.3549	PO1000009020
Multi Jayantara Abadi	Multi Jayantara Abadi	Indonesia	-2.382	116.5297	PO1000008396
Multi Makmur Mitra Alam	Multi Makmur Mitra Alam	Indonesia	-2.158	116.0838	PO1000004092
Multi Perkasa Sejahtera	Multi Perkasa Sejahtera	Indonesia	0.35656	109.9742	PO1000007660
Multi Prima Entakai	Semuntai	Indonesia	0.05935	110.7496	PO1000004343
Multiagro Sumatera Jaya	Multiagro Sumatera Jaya	Indonesia	1.07893	100.055	PO1000008398
Multiagro Sumaterajaya	P. Dogom	Indonesia	2.56680	99.5782	NA
Musim Mas Holdings Pte Ltd	Batang Kulim	Indonesia	0.0774	102.0308	PO1000000054
Musim Mas Holdings Pte Ltd	Globalindo Alam Perkasa Palm Oil Mill	Indonesia	-2.6679	112.7721	PO1000010713
Musim Mas Holdings Pte Ltd	Pangkalan Lesung	Indonesia	-0.05	102.075	PO1000000355
Mustika Sembuluh	Mustika Sembuluh 1	Indonesia	-2.595	112.5112	PO1000000144

Parent Company Name	Mill Name	Country	Latitude	Longitude	UML
Mustika Sembuluh	Mustika Sembuluh 2	Indonesia	-2.4571	112.4997	PO1000007984
Mutiara Bunda Jaya	Permata Bunda	Indonesia	-3.9419	105.1097	PO1000004548
Mutiara Sawit Lestari	Mutiara Sawit Lestari	Indonesia	4.8285	97.8399	PO1000009355
Nafasindo	Nafasindo	Indonesia	2.43594	97.9152	PO1000004197
Nam Bee Company Sdn Bhd	Nam Bee	Malaysia	2.49666	102.4905	PO1000003846
Naturaceites S.A.	Panacte	Guatemala	15.3073	-89.6171	PO1000005560
Naturaceites S.A.	Pataxte	Guatemala	15.3448	-89.2918	PO1000002872
Nauli Sawit	Nauli Sawit	Indonesia	2.0849	98.3122	PO1000005145
New Britain Palm Oil	Kapiura	Papua New Guinea	-5.6240	150.6847	PO1000007539
New Britain Palm Oil	Kumbango	Papua New Guinea	-5.5918	150.2128	PO1000007582
New Britain Palm Oil	Mosa	Papua New Guinea	-5.6225	150.2373	PO1000000020
New Britain Palm Oil	Numundo	Papua New Guinea	-5.5237	150.0344	PO1000007478
New Britain Palm Oil	Poliamba	Papua New Guinea	-2.8741	151.2759	PO1000000202
New Britain Palm Oil	Waraston	Papua New Guinea	-5.4857	150.0853	PO1000007522
Nirmala Agro Lestari	Nirmala Agro Lestari	Indonesia	-2.0919	111.487	PO1000004932
Nusantara Sawit Persada	Nusantara Sawit Persada	Indonesia	-2.1068	112.7941	PO1000008184
Oleaginosas San Marcos Ltda	Oleaginosas San Marcos Ltda	Colombia	3.7331	-73.3419	PO1000007667
Palma Abadi	Palma Abadi	Indonesia	-1.3213	103.2652	PO1000004452
Palma Gemilang Kencana	Palma Gemilang Kencana	Indonesia	-1.2991	103.4865	PO1000010016
Palma Jaya Sejahtera	Palma Jaya Sejahtera	Indonesia	-1.8745	103.5602	PO1000004498
Palmaceite S.A.	Palmaceite S.A.	Colombia	10.6189	-74.1689	PO1000004029
Palmas Del Cesar S.A.	Palmas Del Cesar	Colombia	7.886	-73.4666	PO1000004752
Palmeras De La Costa S.A.	Palmeras De La Costa	Colombia	10.1013	-74.0101	PO1000003031
Pamol Estates (Sabah) Sdn Bhd	Pamol Sabah	Malaysia	6.00243	117.3983	PO1000000052
Parasawita	Parasawita	Indonesia	4.3553	98.1523	PO1000010064
Parentname Is Millname	Langkat Makmur Jaya Sawita	Indonesia	3.8779	98.3405	PO1000011552
Paripurna Swakarsa	Pondok Labu	Indonesia	-2.4813	116.5125	PO1000000327
Parna Agromas	Parna Agromas	Indonesia	0.2138	111.0786	PO1000004361
Pelantaran Sawit Perkasa	Pelantaran Sawit Perkasa	Indonesia	-2.0168	113.0305	NA
Peniti Sungai Purun	Enggang	Indonesia	0.2998	109.1754	PO1000004162
Perkasa Subur Sakti	Blang Simpo	Indonesia	4.7078	97.8384	PO1000000706
Perkebunan Lembah Bhakti	Perkebunan Lembah Bhakti 1	Indonesia	2.3141	97.9957	PO1000004167
Perkebunan Lembah Bhakti	Perkebunan Lembah Bhakti 2	Indonesia	2.5606	97.9486	PO1000008422
Perkebunan Nusantara I	Cot Girek	Indonesia	4.9285	97.3706	PO1000004311
Perkebunan Nusantara I	Pulau Tiga	Indonesia	4.1833	97.9368	PO1000004567
Perkebunan Nusantara I	Tanjung Seumantoh	Indonesia	4.3668	98.0883	PO1000004573

Parent Company Name	Mill Name	Country	Latitude	Longitude	UML
Perkebunan Nusantara II	Kwala Sawit	Indonesia	3.6919	98.153	PO1000007585
Perkebunan Nusantara II	Pagar Merbau	Indonesia	3.5268	98.8984	PO1000004944
Perkebunan Nusantara II	Sawit Hulu	Indonesia	3.8431	98.233	PO1000004545
Perkebunan Nusantara II	Sawit Seberang	Indonesia	3.7996	98.2771	PO1000004540
Perkebunan Nusantara III	Aek Nabara Selatan	Indonesia	2.0585	99.9552	PO1000001564
Perkebunan Nusantara III	Aek Raso	Indonesia	1.7038	100.1722	PO1000001566
Perkebunan Nusantara III	Aek Torop	Indonesia	1.7927	100.1558	PO1000001565
Perkebunan Nusantara III	Hapesong	Indonesia	1.4519	99.0684	PO1000006264
Perkebunan Nusantara III	Rambutan	Indonesia	3.351	99.1697	PO1000004342
Perkebunan Nusantara III	Sei Baruhur	Indonesia	1.6884	100.2857	PO1000001784
Perkebunan Nusantara III	Sei Daun	Indonesia	1.6758	100.3232	PO1000004477
Perkebunan Nusantara III	Sei Mangkei	Indonesia	3.1307	99.3438	PO1000000879
Perkebunan Nusantara III	Sei Meranti	Indonesia	1.6433	100.4176	PO1000004927
Perkebunan Nusantara III	Sei Silau	Indonesia	2.9025	99.5094	PO1000004948
Perkebunan Nusantara III	Sisumut	Indonesia	1.9642	100.1081	PO1000003112
Perkebunan Nusantara III	Torgamba	Indonesia	1.7092	100.289	PO1000004929
Perkebunan Nusantara IV	Adolina	Indonesia	3.5685	98.948	PO1000004497
Perkebunan Nusantara IV	Air Batu	Indonesia	2.8597	99.6383	PO1000004280
Perkebunan Nusantara IV	Ajamu-I	Indonesia	2.4571	100.1606	PO1000004202
Perkebunan Nusantara IV	Bah Jambi	Indonesia	2.9863	99.2202	PO1000004181
Perkebunan Nusantara IV	Berangir	Indonesia	2.2247	99.7602	PO1000004134
Perkebunan Nusantara IV	Dolok Ilir	Indonesia	3.1204	99.159	PO1000002539
Perkebunan Nusantara IV	Dolok Sinumbah	Indonesia	3.1129	99.3273	PO1000005868
Perkebunan Nusantara IV	Gunung Bayu	Indonesia	3.1447	99.3734	PO1000003210
Perkebunan Nusantara IV	Mayang	Indonesia	3.0332	99.3334	PO1000004281
Perkebunan Nusantara IV	Pabatu	Indonesia	3.2861	99.1091	PO1000002520
Perkebunan Nusantara IV	Pasir Mandoge	Indonesia	2.7679	99.3169	PO1000004277
Perkebunan Nusantara IV	Pulau Raja	Indonesia	2.7019	99.6239	PO1000002335
Perkebunan Nusantara IV	Sosa	Indonesia	1.0489	100.0122	PO1000004428
Perkebunan Nusantara IV	Sungai Langkat	Indonesia	3.7003	98.292	PO1000004524
Perkebunan Nusantara IV	Timur	Indonesia	0.3671	99.3076	PO1000004331
Perkebunan Nusantara IV	Tinjowan	Indonesia	3.082	99.5127	PO1000004208
Perkebunan Nusantara V	Lubuk Dalam	Indonesia	0.6299	101.7795	PO1000004219
Perkebunan Nusantara V	Sei Garo	Indonesia	0.6441	101.1097	PO1000007605
Perkebunan Nusantara V	Sei Rokan	Indonesia	0.7257	100.5789	PO1000005128
Perkebunan Nusantara V	Sei Tapung	Indonesia	0.5989	100.6189	PO1000008074
Perkebunan Nusantara V	Sungai Galuh	Indonesia	0.5469	101.2291	PO1000007604
Perkebunan Nusantara V	Sungai Pagar	Indonesia	0.3265	101.3525	PO1000006159

Parent Company Name	Mill Name	Country	Latitude	Longitude	UML
Perkebunan Nusantara V	Tanah Putih	Indonesia	1.74	100.51	PO1000004268
Perkebunan Nusantara V	Tandun	Indonesia	0.5991	100.6928	PO1000004402
Perkebunan Nusantara V	Terantam	Indonesia	0.5788	100.7508	PO1000004206
Perkebunan Nusantara VI	Aur Gading	Indonesia	-1.8627	103.0207	PO1000007619
Perkebunan Nusantara VI	Bunut	Indonesia	-1.919	103.4034	PO1000008199
Perkebunan Nusantara VI	Ophir	Indonesia	0.0145	99.8369	PO1000004863
Perkebunan Nusantara VI	Pinang Tinggi	Indonesia	-1.9625	103.4007	PO1000007559
Perkebunan Nusantara VI	Rimbu Dua	Indonesia	-1.3777	102.1677	PO1000005442
Perkebunan Nusantara VI	Solok Selatan	Indonesia	-1.3927	101.4785	PO1000004855
Perkebunan Nusantara VI	Tanjung Lebar	Indonesia	-2.0189	103.5448	PO1000008187
Perkebunan Nusantara VII	Unit Talang Sawit	Indonesia	-2.9687	104.1218	PO1000006237
Perkebunan Nusantara VIII	Kertajaya	Indonesia	-6.626	105.9972	PO1000008380
Perkebunan Nusantara XIV	Luwu	Indonesia	-2.6156	120.6544	PO1000009557
Perkebunan Pertanian Pati Sari	Pati Sari	Indonesia	4.0885	97.9609	PO1000004302
Permata Hijau Sarana	Seraras	Indonesia	0.0446	111.0251	PO1000007587
Persada Alam Jaya	Persada Alam Jaya	Indonesia	-1.0438	102.8872	PO1000008618
Pertubuhan Peladang Negeri Johor (PPNJ)	Ppnj Bukit Bujang	Malaysia	2.7998	102.7584	PO1000003861
Pertubuhan Peladang Negeri Johor (PPNJ)	Ppnj Kahang	Malaysia	2.1714	103.4796	PO1000003862
Perusahaan Minyak Sawit Bintang Sdn Bhd	Bintang Palm Oil Mill	Malaysia	2.1574	103.1234	PO1000003863
Perusahaan Perkebunan & Dagang Indah Pontjan	Deli Muda	Indonesia	3.5642	99.0161	PO1000004294
Petaling Mandraguna	Maro Sebo	Indonesia	-1.4444	103.6279	PO1000004465
Ph Palm Express Sdn Bhd	Fruit Express	Malaysia	1.5974	104.2133	PO1000006261
Pipit Mutiara Indah	Pipit Mutiara Indah	Indonesia	3.3247	117.1736	PO1000004325
Poligrow Colombia Ltda	Poligrow Colombia Ltda	Colombia	3.0128	-72.203	PO1000010169
Prima Mitrajaya Mandiri	Benua Puhun	Indonesia	-0.2977	116.7636	PO1000001488
Produk Sawitindo Jambi	Pelabuhan Dagang	Indonesia	-1.1391	103.0736	PO1000004439
Prosper Group	Merchong Palm Oil Mill	Malaysia	2.8035	103.3062	PO1000011183
Prosper Palm Oil Mill Sdn Bhd	Prosper	Malaysia	2.8907	102.522	PO1000003872
PT Borneo Bhakti Sejahtera	PT Borneo Bhakti Sejahtera	Indonesia	0.4954	115.3665	PO1000011307
PT Citra Agro Kencana	Citra Agro Kencana Mill	Indonesia	-0.4722	115.5933	PO1000012846
PT Hanusentra Agro Lestari	PT Hanusentra Agro Lestari	Indonesia	1.17767	117.9021	PO1000011306
PT Inti Selaras Perkasa	PT Inti Selaras Perkasa	Indonesia	2.7385	117.2086	PO1000011301
PT Langkat Nusantara Kepong	Tanjung Keliling Palm Oil Mill	Indonesia	3.5112	98.3058	PO1000008641
PT. Hhk Sungai Bila Estate	PT. Hhk Sungai Bila Estate	Indonesia	-2.3333	111.281	PO1000004171
PT. Satya Agung	PKS PT. Satya Agung	Indonesia	5.0124	97.1051	PO1000014173

Parent Company Name	Mill Name	Country	Latitude	Longitude	UML
Pucuk Jaya	Pucuk Jaya	Indonesia	-2.2329	116.0488	PO1000004934
Pujaan Makmur Oil Mill Sdn Bhd	Pujaan Makmur	Malaysia	3.18175	102.4588	PO1000006211
Pundi Lahan Khatulistiwa	Pundi Lahan Khatulistiwa	Indonesia	-0.027	109.5462	PO1000004856
Putra Bangka Mandiri	Putra Bangka Mandiri	Indonesia	-2.1660	106.0045	PO1000004527
Raja Marga	Raja Marga	Indonesia	3.9854	96.6271	PO1000007572
Rakyat Ketengah Perwira Sdn Bhd	Rakyat Ketengah Perwira	Malaysia	4.1191	103.2035	PO1000003878
Ramu Agri Industries	Gusap	Papua New Guinea	-6.0731	145.9845	PO1000000102
Raya Padang Langkat	Raya Padang Langkat	Indonesia	3.9464	98.3661	PO1000004550
Rimba Harapan Sakti	Rimba Harapan Sakti	Indonesia	-2.8357	112.5717	PO1000003486
Rimba Mujur Mahkota	Sikarakara	Indonesia	0.6725	99.092	PO1000001960
Risda Estates Sdn Bhd	Risda Durian Mas	Malaysia	4.5959	103.2028	PO1000006353
Risda Estates Sdn Bhd	Risda Sg Ambat	Malaysia	2.1947	103.8779	PO1000003749
Risda Estates Sdn Bhd	Risda Ulu Keratong	Malaysia	2.7374	102.9105	PO1000003750
Rompin Palm Oil Mill Sdn Bhd	Rompin	Malaysia	3.0772	103.1747	PO1000003873
Runding Putra Persada	Runding Putra Persada	Indonesia	2.4626	97.9396	PO1000007625
Sago	Anggoli	Indonesia	1.5386	98.9846	PO1000010811
Sahabat Mewah & Makmur	Jangkang	Indonesia	-2.9969	107.8766	PO1000000531
Sajang Heulang	Mustika	Indonesia	-3.4886	115.7386	PO1000000829
Salonok Ladang Mas	Salonok Ladang Mas	Indonesia	-2.754	112.4373	PO1000004238
Sandabi Indah Lestari	Lubuk Banyau	Indonesia	-3.3097	102.0926	PO1000006345
Santa Rosa S.A.	Santa Rosa I	Guatemala	14.2186	-91.3984	PO1000006138
Sapta Karya Damai	Sapta Karya Damai	Indonesia	-2.5828	112.6269	PO1000004214
Sarana Prima Multi Niaga	Sarana Prima Multi Niaga	Indonesia	-1.997	112.9231	PO1000003976
Sarana Titian Permata	Sarana Titian Permata Pks 1	Indonesia	-2.8944	112.5436	PO1000000600
Sarana Titian Permata	Sarana Titian Permata Pks 2	Indonesia	-2.9045	112.6127	PO1000010026
Sarawak Oil Palms Bhd	Sabaju	Malaysia	3.1974	113.5098	PO1000006347
Saremas Sdn Bhd	Saremas 2	Malaysia	3.4504	113.7655	PO1000000093
Sasmita Bumi Wijaya	Sasmita Bumi Wijaya	Indonesia	0.3031	110.3012	PO1000008566
Satu Sembilan Delapan	Satu Sembilan Delapan	Indonesia	2.1425	117.2983	PO1000007603
Sawira Makmur Sejahtera	Sawira Makmur Sejahtera	Indonesia	3.7683	96.7324	NA
Sawit Asahan Tetap Utuh	Sawit Asahan Tetap Utuh	Indonesia	2.7668	99.6148	PO1000008190
Sawit Graha Manunggal	Sawit Graha Manunggal	Indonesia	-2.0727	115.0685	PO1000007627
Sawit Mas Nugraha Perdana	Sawitmas Nugraha Perdana	Indonesia	-2.6552	112.2464	PO1000006370
Sawit Nagan Raya Makmur	Sawit Nagan Raya Makmur	Indonesia	4.0489	96.4742	PO1000004560
Sawit Permai Abadi	Sawit Permai Abadi	Indonesia	3.6533	98.4301	NA
Sawit Sukses Sejahtera	Sawit Sukses Sejahtera	Indonesia	0.4197	116.49	PO1000006156
Sawitta Jaya Lau Pakam	Sawitta Jaya Lau Pakam	Indonesia	3.2604	97.965	PO1000004312
Sawitta Jaya Sejahtera	Sawitta Jaya Sejahtera	Indonesia	2.7937	99.2168	NA

Parent Company Name	Mill Name	Country	Latitude	Longitude	UML
Selapan Jaya	Selapan Jaya	Indonesia	-3.707	105.097	PO1000005580
Sentosa Bumi Wijaya	Benkayang	Indonesia	1.0442	109.5795	PO1000007609
Sentosa Prima Agro	Bukit Belaban Jaya	Indonesia	-1.7511	110.4914	PO1000009566
Seong Thye Plantations Sdn Bhd	Ladang Padang Kahang	Malaysia	2.3096	103.5292	PO1000003890
Seong Thye Plantations Sdn Bhd	Ladang Rompin	Malaysia	2.939	103.2438	PO1000004835
Sepanjang Intisurya Mulia	Mulia	Indonesia	-1.3827	110.4795	PO1000004458
Serasan Sekundang Sawitmas	Serasan Sekundang Sawitmas	Indonesia	-3.8929	104.0956	PO1000007610
Serba Huta Jaya	Serba Huta Jaya	Indonesia	2.2228	99.9346	PO1000004137
Serdang Hulu	Serdang Hulu	Indonesia	3.3494	98.4944	PO1000004332
Seri Langat Palm Oil Mill Sdn Bhd	Seri Langat	Malaysia	2.8637	101.5128	PO1000007612
Seri Morib Palm Oil Mill Sdn Bhd	Seri Morib	Malaysia	2.7213	101.4912	PO1000008191
Seri Ulu Langat Palm Oil Mill Sdn Bhd	Seri Ulu Langat	Malaysia	2.8516	101.6501	PO1000008195
Serian Palm Oil Mill Sdn Bhd	Serian	Malaysia	0.9561	110.6226	PO1000003887
Siang	Kilang Kelapa Sawit Ladang Siang	Malaysia	1.6336	104.2188	PO1000003814
Sima Agung Prima Sawit	Sima Agung Prima Sawit	Indonesia	0.8253	118.7535	PO1000008416
Sime Darby Plantation Bhd	Binuang (Sou 28)	Malaysia	4.7044	118.0601	PO1000000063
Sime Darby Plantation Bhd	Bukit Benut (Sou 22)	Malaysia	1.9311	103.3473	PO1000000194
Sime Darby Plantation Bhd	Bukit Kerayong (Sou 7)	Malaysia	3.1868	101.3748	PO1000000155
Sime Darby Plantation Bhd	Bukit Puteri (Sou 10)	Malaysia	4.2026	101.8626	PO1000000192
Sime Darby Plantation Bhd	Chaah (Sou 20)	Malaysia	2.1487	102.9739	PO1000000190
Sime Darby Plantation Bhd	Chersonese (Sou 2)	Malaysia	4.9784	100.4619	PO1000000302
Sime Darby Plantation Bhd	Diamond Jubilee (Sou 18)	Malaysia	2.3242	102.4828	PO1000000187
Sime Darby Plantation Bhd	East (Sou 8)	Malaysia	2.8833	101.4361	PO1000000097
Sime Darby Plantation Bhd	Elphil (Sou 3)	Malaysia	4.8905	101.093	PO1000000191
Sime Darby Plantation Bhd	Flemington (Sou 4)	Malaysia	3.9285	100.8572	PO1000000294
Sime Darby Plantation Bhd	Giram (Sou 29)	Malaysia	4.5867	118.1939	PO1000000182
Sime Darby Plantation Bhd	Gunung Mas (Sou 21)	Malaysia	2.2435	103.1379	PO1000000183
Sime Darby Plantation Bhd	Hadapan (Sou 24)	Malaysia	1.7621	103.4486	PO1000000301
Sime Darby Plantation Bhd	Jabor (Sou 12)	Malaysia	3.9608	103.3088	PO1000000156
Sime Darby Plantation Bhd	Kempas (Sou 17)	Malaysia	2.2435	102.4813	PO1000000347
Sime Darby Plantation Bhd	Kerdau (Sou 11)	Malaysia	3.5694	102.2783	PO1000000295
Sime Darby Plantation Bhd	Kok Foh (Sou 16)	Malaysia	2.7846	102.5041	PO1000000296
Sime Darby Plantation Bhd	Labu (Sou 13)	Malaysia	2.7488	101.8045	PO1000000297
Sime Darby Plantation Bhd	Melalap (Sou 27)	Malaysia	5.2307	115.9862	PO1000000300
Sime Darby Plantation Bhd	Merotai (Sou 30)	Malaysia	4.3693	117.8329	PO1000000064
Sime Darby Plantation Bhd	Pagoh (Sou 19)	Malaysia	2.0774	102.7185	PO1000001031

Parent Company Name	Mill Name	Country	Latitude	Longitude	UML
Sime Darby Plantation Bhd	Sandakan Bay (Sou 26)	Malaysia	5.6413	118.1668	PO1000000065
Sime Darby Plantation Bhd	Selaba (Sou 5)	Malaysia	3.9889	101.0812	PO1000000195
Sime Darby Plantation Bhd	Seri Intan (Sou 5)	Malaysia	3.9692	100.9855	PO1000000193
Sime Darby Plantation Bhd	Sua Betong (Sou 15)	Malaysia	2.5283	101.8952	PO1000000298
Sime Darby Plantation Bhd	Sungai Dingin (Sou 1)	Malaysia	5.3943	100.7111	PO1000000104
Sime Darby Plantation Bhd	Tanah Merah (Sou 14)	Malaysia	2.6552	101.7927	PO1000000098
Sime Darby Plantation Bhd	Tennamaram (Sou 6)	Malaysia	3.3956	101.4176	PO1000000157
Sime Darby Plantation Bhd	Ulu Remis (Sou 23)	Malaysia	1.8344	103.4625	PO1000000307
Sime Darby Plantation Bhd	West (Sou 9)	Malaysia	2.905	101.3613	PO1000000103
Sinar Citra Cemerlang	Cempaka Sakti	Indonesia	-2.133	112.906	PO1000007621
Sinar Gunung Sawit Raya	Sinar Gunung Sawit Raya	Indonesia	2.1149	98.2655	PO1000004523
Sinar Langkat Perkasa	Sinar Langkat Perkasa	Indonesia	3.6208	98.4015	PO1000004296
Sinar Pandawa	Sinar Pandawa	Indonesia	2.2263	100.0822	PO1000004271
Sindora Bhd	Sindora	Malaysia	1.9853	103.4623	PO1000001264
Singkil Sejahtera Makmur	Singkil Sejahtera Makmur	Indonesia	2.4622	98.0282	PO1000010059
Sintang Agro Mandiri	Simba	Indonesia	0.1411	111.485	PO1000008148
Sintang Raya	Sintang Raya	Indonesia	-0.4526	109.2652	PO1000004379
Siringo-Ringo	Siringo Ringo	Indonesia	2.1	99.77	PO1000001529
Sisirau	Sisirau	Indonesia	4.2035	98.0642	PO1000004568
Socfin Indonesia	Aek Loba	Indonesia	2.6513	99.6177	PO1000001252
Socfin Indonesia	Bangun Bandar Mill	Indonesia	3.3316	99.0433	PO1000000451
Socfin Indonesia	Lae Butar	Indonesia	2.3911	97.9566	PO1000001775
Socfin Indonesia	Mata Pao Mill	Indonesia	3.5308	99.0919	PO1000001256
Socfin Indonesia	Negeri Lama	Indonesia	2.3172	100.0701	PO1000001250
Socfin Indonesia	Seumanyam	Indonesia	3.9652	96.5652	PO1000001777
Socfin Indonesia	Seunagan	Indonesia	4.06	96.2622	PO1000001774
Socfin Indonesia	Sungai Liput	Indonesia	4.2319	98.0594	PO1000001251
Socfin Indonesia	Tanah Gambus	Indonesia	3.2041	99.4038	PO1000000352
Southern Keratong Plantations Sdn Bhd	Bukit Berembun	Malaysia	3.0754	102.7661	PO1000003895
Southern Perak Plantations Sdn Bhd	Southern Perak	Malaysia	3.8068	101.0293	PO1000003896
Southern Realty (Malaya) Sdn Bhd	Fermanagh	Malaysia	2.655	101.6586	PO1000007505
St Palm Oil Mill Sdn Bhd	St Palm Oil Mill	Malaysia	3.83421	101.1745	PO1000003900
Suburban Properties Sdn Bhd	Suburban Properties	Malaysia	2.74899	102.9892	PO1000003901
Sukajadi Sawit Mekar	Sukajadi Sawit Mekar 1	Indonesia	-2.3811	112.5397	PO1000000106
Sukajadi Sawit Mekar	Sukajadi Sawit Mekar 2	Indonesia	-2.372	112.6026	PO1000000134
Sumatera Jaya Agro Lestari	Sumatera Jaya Agro Lestari	Indonesia	-0.4110	110.1826	PO1000007616

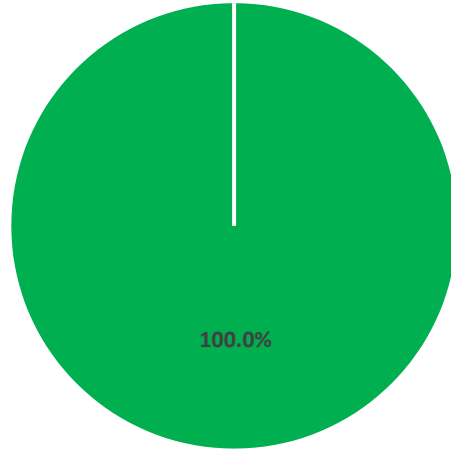
Parent Company Name	Mill Name	Country	Latitude	Longitude	UML
Sumber Guna Nabati	Sumber Guna Nabati	Indonesia	-2.0064	102.4928	PO1000008188
Sumber Mahardhika Graha	Sumber Mahardhika Graha	Indonesia	-2.1299	111.3319	PO1000008660
Sumber Makmur Jaya	Sumber Makmur Jaya	Indonesia	4.0333	98.3015	PO1000004559
Sumber Sawit Makmur	Paya Pinang	Indonesia	3.2704	99.2477	PO1000004314
Sumber Sawit Mekar	Mancang	Indonesia	3.6531	98.431	PO1000004522
Sumber Tani Agung	Sumber Tani Agung	Indonesia	1.7545	99.9835	PO1000004483
Sungai Rangit	Sungai Rangit	Indonesia	-2.6289	111.2579	PO1000004226
Sungei Kahang Palm Oil Sdn Bhd	Sungei Kahang	Malaysia	2.2318	103.526	PO1000003888
Surya Gemilang Agro Mandiri	Surya Gemilang Agro Mandiri	Indonesia	-1.2712	103.8144	PO1000007469
Surya Inti Palmoil	Surya Inti Palmoil	Indonesia	-2.4655	112.0361	PO1000015878
Surya Inti Sawit Kahuripan	Kasai	Indonesia	-1.9068	112.8329	PO1000007634
Surya Sawit Sejahtera	Surya Sawit Sejahtera	Indonesia	-2.5976	120.5672	PO1000011557
Surya Sumber Sawit Abadi	Surya Sumber Sawit Abadi	Indonesia	-1.4711	102.6209	PO1000010015
Surya Utama Agrolestari	Surya Utama Agrolestari	Indonesia	-1.8050	103.4305	PO1000006212
Suryabumi Tunggal Perkasa	Batu Bulan	Indonesia	-3.3371	115.771	PO1000004070
Suryaindah Nusantara Pagi	Surya Indah Nusantara Pagi	Indonesia	-2.255	111.976	PO1000005203
Swadaya Mukti Prakarsa	Swadaya Mukti Prakarsa	Indonesia	-1.0828	110.3834	PO1000004436
Swadaya Sapta Putra	Swadaya Sapta Putra	Indonesia	-1.9936	112.8316	PO1000004931
Swakarsa Sinar Sentosa	Pks-1	Indonesia	1.1242	116.8518	PO1000000354
Syarikat Kretam Mill Sdn Bhd	Kretam	Malaysia	5.6571	117.8375	PO1000003496
Syarikat Ladang Sungai Terah Sdn Bhd	Kilang Sawit Sungai Terah	Malaysia	4.9778	101.955	PO1000003903
Syarikat Penanaman Bukit Senorang Sdn Bhd	Bukit Senorang	Malaysia	3.0974	102.4266	PO1000003950
Syarikat Perusahaan Kelapa Sawit Sdn Bhd	Syarikat Perusahaan Kelapa Sawit	Malaysia	2.1669	103.0584	PO1000003721
Syarikat Pukin Ladang Kelapa Sawit Sdn Bhd	Pukin	Malaysia	2.7223	102.911	PO1000000199
Syarimo Sdn Bhd	Syarimo	Malaysia	5.3343	117.7813	PO1000000540
Syaukath Agro	Syaukath Agro	Indonesia	4.5753	95.705	PO1000008584
Syaukath Sejahtera	Syaukath Sejahtera	Indonesia	5.2284	96.899	PO1000004583
Tanah Makmur Bhd	Sri Jelutung	Malaysia	3.3515	103.1278	PO1000003899
Tanjung Buyu Perkasa Plantation	Tanjung Buyu Perkasa Plantation	Indonesia	1.5137	118.2657	PO1000004467
Tantahan Penduhup Asi	Tantahan Panduhup Asi	Indonesia	-1.4214	113.401	PO1000007635
Tapian Nadenggan	Semilar	Indonesia	-2.2481	112.3404	PO1000001156
Tdm Plantation Sdn Bhd	Kemaman	Malaysia	4.403	103.248	PO1000001053
Tdm Plantation Sdn Bhd	Sungai Tong Palm Oil Mill	Malaysia	5.3089	102.9104	PO1000001113
Tee Teh Sdn Bhd	Tee Teh	Malaysia	2.84072	102.8658	PO1000003922

Parent Company Name	Mill Name	Country	Latitude	Longitude	UML
Teguh Sempurna	Pematang	Indonesia	-2.1483	112.2927	PO1000000314
Telaga Hikmah	Telaga Hikmah	Indonesia	-3.5995	105.0604	PO1000004518
Telen	Pengadan Baay	Indonesia	1.2477	117.6934	PO1000004446
Telen Prima Sawit	Muara Bengkal	Indonesia	0.5113	116.7811	PO1000004390
Tetangga Akrab Sdn Bhd	Tetangga Akrab 1	Malaysia	1.0225	110.6916	PO1000004795
Teupin Lada	Teupin Lada	Indonesia	5.0511	97.5697	PO1000009561
Th Plantations Bhd	Bukit Lawiang	Malaysia	1.9659	103.4343	PO1000003924
Thp Kota Bahagia Sdn Bhd	Kota Bahagia	Malaysia	2.9865	102.927	PO1000003926
Tian Siang Oill Mill (Pahang) Sdn Bhd	Tian Siang Pahang	Malaysia	3.9864	101.7924	PO1000006189
Timor Oil Palm Plantation Bhd	Timor / Ladang Maran	Malaysia	3.6343	102.7659	PO1000008433
Tintin Boyok Sawit Makmur	Tintin Boyok Sawit Makmur	Indonesia	-0.1114	110.7335	PO1000004844
Topaz Emas Sdn Bhd	Topaz Emas	Malaysia	4.5533	100.7255	PO1000003933
Tri Agro Palma Tamiang	Tri Agro Palma Tamiang	Indonesia	4.1865	98.0423	PO1000004305
Trimitra Lestari	Trimitra Lestari	Indonesia	-1.0687	103.165	PO1000004432
Triputra Agro Persada	Sukses Karya Mandiri	Indonesia	-2.1893	111.342	PO1000011196
Tunas Agro Subur Kencana	Tunas Agro Subur Kencana	Indonesia	-1.8285	112.9125	PO1000008431
Ujong Neubok Dalam	Ujong Neubok Dalam	Indonesia	4.0624	96.4871	PO1000008258
Unggul Widya Teknologi Lestari	Agribaras	Indonesia	-1.5214	119.4333	NA
Unggul Widya Teknologi Lestari	Baras	Indonesia	-1.5414	119.4016	PO1000004469
Union Sampoerna Triputra Persada (Ustp)	Harapan Hibrida Kalbar	Indonesia	-2.5274	111.1124	PO1000014639
United Kingdom Indonesia Plantation	Blankahan	Indonesia	3.4939	98.397	PO1000004344
United Plantations Bhd	Lada	Indonesia	-2.598	111.7725	PO1000004083
Unknown	Bangka Agro Mandiri	Indonesia	-2.3463	106.1055	PO1000014233
Unknown	Bugak Palma Sejahtera	Indonesia	4.8937	97.5657	PO1000014289
Unknown	Ika Bina Agro Wisesa	Indonesia	5.1329	97.0908	PO1000010793
Unknown	Menthobi Makmur Lestari	Indonesia	-2.2490	111.4305	PO1000013512
Unknown	Mon Jambee	Indonesia	3.9315	96.6612	PO1000014230
Unknown	Salapian Indo Sawit	Indonesia	3.4594	98.3129	PO1000014232
Unknown	Seuramoe Agro Persada	Indonesia	4.9406	97.4088	PO1000014290
Usaha Agro Indonesia	Usaha Agro Indonesia	Indonesia	-2.6831	110.9754	PO1000006365
Victory Enghoe Plantations Sdn Bhd	Southern Malay	Malaysia	1.7910	103.3625	PO1000003953
Vila Sutera Sdn Bhd	Bukit Kapah	Malaysia	5.1094	102.897	PO1000003954
Wana Sawit Subur Lestari	Wana Sawit Subur Lestari	Indonesia	-2.5055	112.0148	NA
Waykanan Sawitindo Mas	Way Kanan Sawitindo Mas	Indonesia	-4.4467	104.4217	PO1000008440
Windu Nabatindo Abadi	Sungai Cempaga	Indonesia	-1.798	112.9854	PO1000009211
Windu Nabatindo Lestari	Pundu Nabatindo	Indonesia	-1.9931	113.0607	PO1000001683

Parent Company Name	Mill Name	Country	Latitude	Longitude	UML
Wujud Wawasan Sdn Bhd	Kosma / Wujud Wawasan	Malaysia	3.0339	102.8403	PO1000003874
Yaputra Alfa Palmindo	Yaputra Alfa Palmindo	Indonesia	3.7215	98.1989	PO1000008246
Yee Lee Palm Oil Industries Sdn Bhd	Yee Lee	Malaysia	4.0857	101.2802	PO1000003963
Ypj Plantations Sdn Bhd	Alaf	Malaysia	1.7186	103.7823	PO1000003964
Yudha Wahana Abadi	Yudha Wahana Abadi	Indonesia	1.4407	117.2127	PO1000006266

LDC IVORY COAST (THV)

LDC Ivory Coast (THV) sources crude palm oil from West Africa and supply the products to customer domestically. These products are stored in Terminal Huilier de Vridi (THV) and sold to the next processor.



■ Traceability to Mill (TTM)

List of Mills

Parent Company Name	Mill Name	Country	Latitude	Longitude	UML
Dekel Oil	Dekel Oil	Ivory Coast	4.6541	-5.9273	NA
Eleis Oil	Eleis Oil	Ivory Coast	4.9780	-6.1235	NA
Palm Sassandra	Palm Sassandra	Ivory Coast	4.9780	-6.1235	NA
Palmafrique	Palmafrique	Ivory Coast	5.3953	-4.4463	NA
Slyne Industries	Slyne Industries	Ivory Coast	5.2857	-4.0032	NA
SOGB	SOGB	Ivory Coast	4.6889	-7.0905	NA